

/ES OPTIONS ON FUTURES TRADES

HOW TO GENERATE CONSISTENT PROFITS TRADING ON
SAME DAY AND NEXT DAY OPTIONS ON
FUTURES

We will begin shortly!



► What You Can Expect

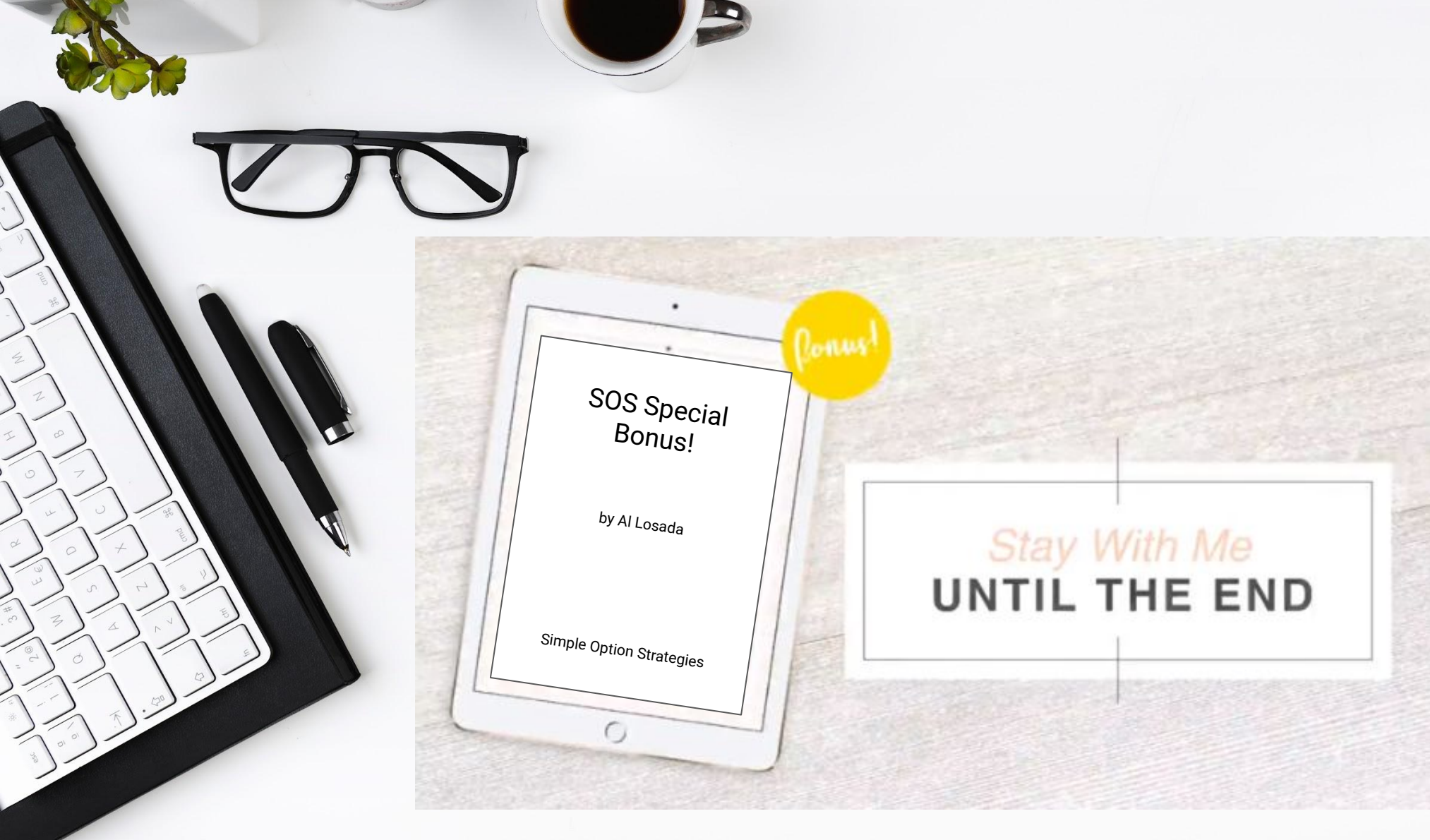
I am going to show you how you can make consistent **returns monthly**, based on margin capital at risk by **using high probability trades**, without taking large losses, and make those **returns month over month**.





What you will learn...

- Understand the differences between SPX option trades and **options on futures trades**
- How to Identify **the strikes, strike prices and spread width** on /ES Futures options trades to increase your chances of profitability
- How To Identify intraday trade setups that yield **quick directional trades** in a trending market.
- The **Best Time To Trade 1 DTE**
- How best to **mitigate a 0 or 1 DTE** options on futures trade that is threatened



SOS Special Bonus!

by AI Losada

Simple Option Strategies

Bonus!

Stay With Me
UNTIL THE END



Turn off all distractions.



Reason **one**

You are interested in learning new strategies that will take your trading performance to the next level so you can finally leave the 9-5 career behind.



Reason **two**

You've seen, heard about, read about others making money trading, and you know you can do it too but you're just not seeing your account grow fast enough based on your goals.



Reason **three**

You've tried different trading strategies that you thought, “okay, this is it”, only to discover it's just not getting you to that place of consistent trading results.

One: Interested in learning new strategies


Two: Desire to see your account grow month after month

Three: Find the right strategy that provides consistent trading results





Imagine what it would feel like if most of your trades were winners month after month and it would be confirmed by watching the size of your account grow at the same time.



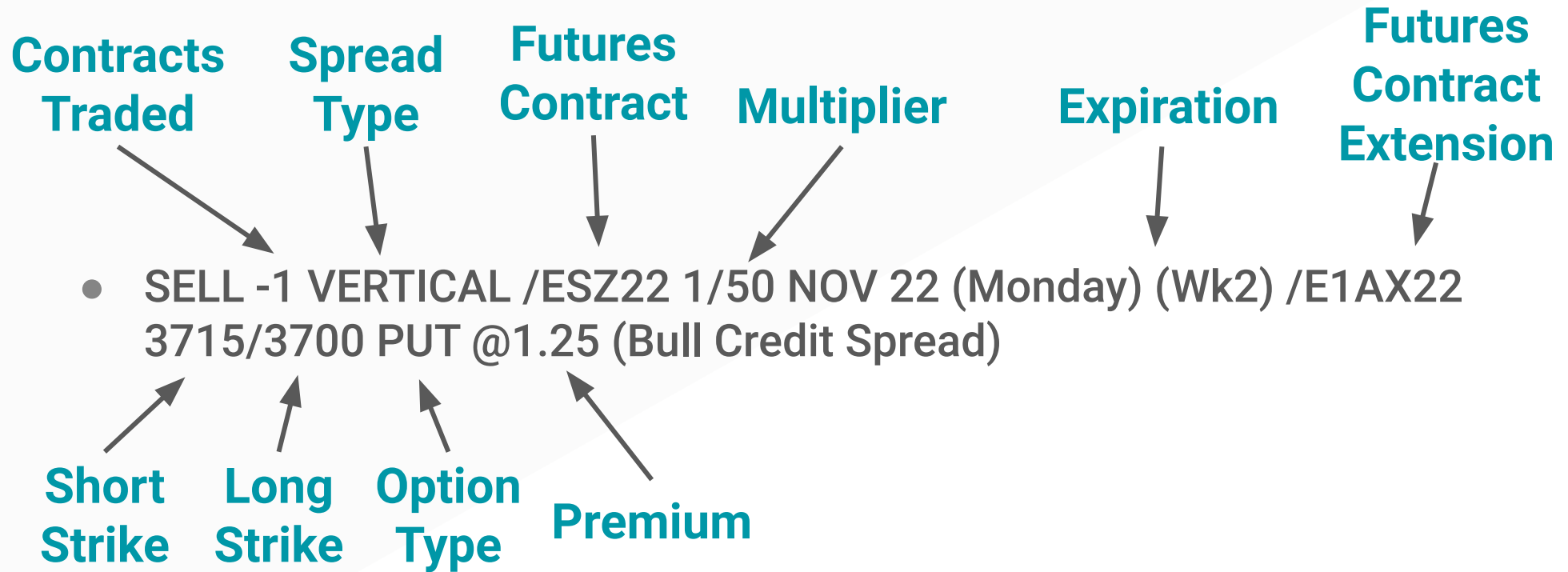


Becoming the trader that
no longer takes large
losses but consistently
trades according to a
proven trade plan that is
profitable over time
allowing you to grow your
account month over
month

► /ES Option Credit Spread - What is it?

- A credit spread has a combination of **two puts or two calls** where the put or call that is sold is more expensive than the put or call that is bought
- SELL -2 VERTICAL /ESZ22 1/50 NOV 22 (Monday) (Wk2) /E1AX22 3715/3700 PUT @1.25 (Bull Credit Spread)
- Selling the 3715 Put and Buying a 3700 Put
- Trade is considered to be a High Probability Trade

► /ES Option Credit Spread Breakdown



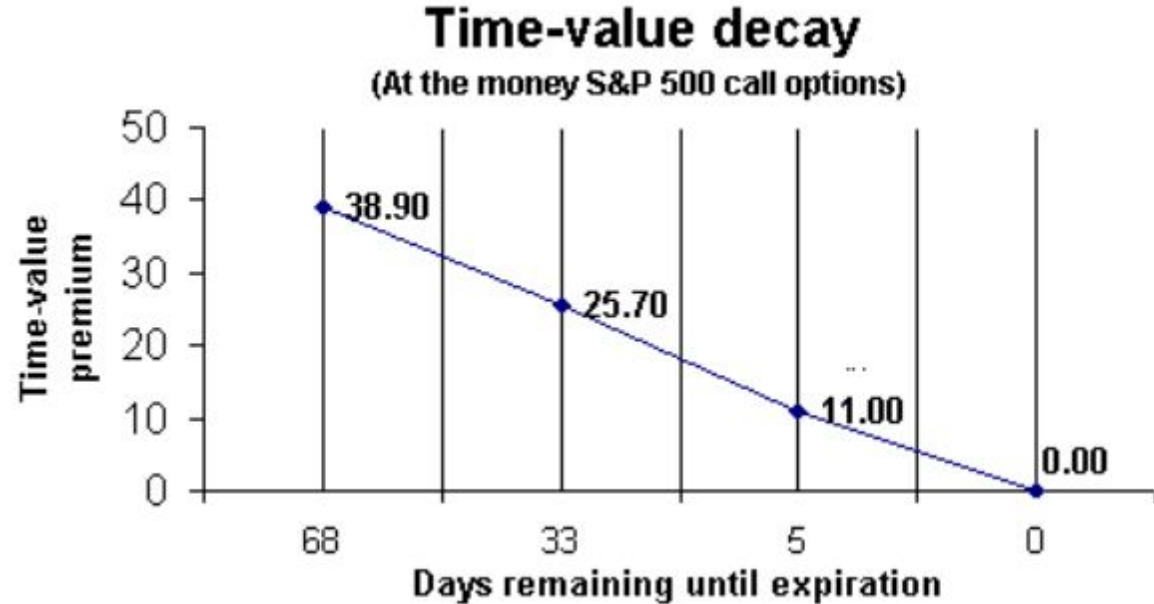
► /ES Credit Spread - Risk/Reward

- -1 29 AUG 22 3715/3700 PUT @1.25 (Bull Credit Spread)
- Risk/Reward is \$437.50/\$62.50
- Max loss is \$437.50 which is also the margin requirement



SPX Options Rate of Decay

- From 68 days to 33 days, the rate of decay is 34%
- From 33 days to 5 days, the rate of decay is 57%
- From 5 days to expiration the rate of decay is 100%



Next topic: Profitability Factors - Implied Volatility

Profitability Factor One

Implied Volatility - The ideal setup is a market with volatility moving lower while in a trade. Placing the trade when volatility is high and then decreases, will significantly reduce the initial premium collected.

Next topic: Profitability Factors - Theta

Profitability Factor Two

Theta - Which is one of the greeks and measures the rate of decline in the value of an option due to the passage of time.

Profitability Factor Three

Market direction - A market trending away from your position will cause the premium price to drop. If you enter this trade and the market moves against you or in the direction of the credit spread, you will see the premium price increase significantly but as long as it stays within an acceptable range, it will remain profitable

Next Topic: Risk Management Guidelines
& Daily Routines

Risk Management Guidelines & Daily Routines

Things you need to know



Risk Management



- Always trade with a plan
- Determine Max Loss and Risk/Reward before entering trade
- Trade no more than 20% (Credit Margin) of Trading Capital
- Do not allow more than a 2% loss/trade based on Trading Capital
- For highly trending market, position trades to follow the trend
- Size your trades to ensure emotions are not part of the decision making process - Trade small, trade often



Pre-market routine

- Review areas of support and resistance
- Review US Dollar (\$DXY) for price action that can move the SPX
- Review 10 Year Treasury (TNX) Rates for price action that can move the SPX
- Review /ES (Futures) Trending Direction
- Review VIX level and Change
- Determine Credit Spread Positions and Save in TOS



Post Market Routine

- Determine if rules were broken and why
- Determine if risk was within acceptable levels especially for wins
- Determine if losses were within acceptable ranges
- Determine tweeks if adjustment to trading plan is necessary
- Update trade journal with findings



Pattern Day Trader

- **What is it** - the buying and selling or selling and buying the same security on the same day and initiates days trades three or more times in any five consecutive business day period
- **What can happen** - If your account value is **below \$25k**, your account can be restricted to only selling current holdings

Pattern Day Trader

How to avoid being flagged as a PDT Account:

- Limit trades to one trade, three days/week
- Manage trades from multiple accounts
- Trade wide Iron Condors and allow them to expire
- Trade Options on Futures Spreads since it is not subject to PDT Restrictions



Trade Strategy - Options on Futures Trades

The real fun begins!!!



Comparing SPX to /ES

SPX

Overnight risk

Multiplier 100

Greater Margin requirement

Ability to roll into later expirations

Cash settled

Commissions/Fees less expensive

/ES

No overnight risk (weekend exception)

Multiplier 50

Less Margin requirement

Rolling restricted to /ES contract

Futures contract settled

Commissions/Fees more expensive

► SPX/ES Comparison - Same Contract Size, Delta (-11) & Width

Spread	Side	Qty	Symbol	Exp	Strike	Type	...	Price
VERTICAL	SELL	-1	SPX	31 OCT 22 (Weeklys)	3840	PUT		.80
	BUY	+1	SPX	31 OCT 22 (Weeklys)	3830	PUT		CREDIT

Break Even Stock Prices	3839.20
Max Profit	\$80.00
Max Loss	\$920.00 (not including possible dividend risk)
Cost of Trade including commissions + fees	credit \$80.00 - \$1.00- \$1.16 = credit \$77.84
Buying Power Effect	(\$921.00)

52% Additional Premium

82% Additional Buying Power Required

Spread	Side	Qty	Symbol	Exp	Strike	Type	...	Price
VERTICAL	SELL	-1	/ESZ22 1/50 OCT 22 (EOM)	/EWV22 (EOM)	3860	PUT		1.10
	BUY	+1	/ESZ22 1/50 OCT 22 (EOM)	/EWV22 (EOM)	3850	PUT		CREDIT

Break Even Stock Prices	3858.90
Max Profit	\$55.00
Max Loss	\$445.00 (not including possible dividend risk)
Cost of Trade including commissions + fees	credit \$55.00 - \$2.50- \$1.14 = credit \$51.36
Buying Power Effect	(\$506.00)

► SPX/ES Comparison - Same Contract Size,
Delta (-11) & **Additional Width**

Spread	Side	Qty	Symbol	Exp	Strike	Type	...	Price
VERTICAL	SELL	-1	SPX	31 OCT 22 (Weeklys)	3840	PUT		.80
	BUY	+1	SPX	31 OCT 22 (Weeklys)	3830	PUT		CREDIT

Break Even Stock Prices	3839.20
Max Profit	\$80.00
Max Loss	\$920.00 (not including possible dividend risk)
Cost of Trade including commissions + fees	credit \$80.00 - \$1.00- \$1.16 = credit \$77.84
Buying Power Effect	(\$921.00)

2% Additional Premium

21% Additional Buying Power Required

Spread	Side	Qty	Symbol	Exp	Strike	Type	...	Price
VERTICAL	SELL	-1	/ESZ22 1/50 OCT 22 (EOM)	/EWV22 (EOM)	3860	PUT		1.60
	BUY	+1	/ESZ22 1/50 OCT 22 (EOM)	/EWV22 (EOM)	3845	PUT		CREDIT

Break Even Stock Prices	3858.40
Max Profit	\$80.00
Max Loss	\$670.00 (not including possible dividend risk)
Cost of Trade including commissions + fees	credit \$80.00 - \$2.50- \$1.14 = credit \$76.36
Buying Power Effect	(\$762.00)

Entry/Exit/Threatened

- **Entry**

- Enter spreads within the first hour of the overnight session using a 15 wide spread
- After profit is taken, confirm tops or bottoms and reenter trade
- Premium should be between \$1.15 - 1.40 (Delta 6 - 8)

- **Exit - Take Profit**

- \$.10 - \$.05 for each spread
- Expiration

- **Exit - Trade Threatened**

- Use a 2X to 3X short strike stop loss
- Roll trade using a condor within 20 points of a breach with a possible increase in width
- Close threatened trade and open a new trade with a net credit

/ES Trades

Honing in on the best trade
opportunities

Trades on Nov 3-4, 2022

11/3/2022 3:24 PM SOLD -2 VERTICAL /ESZ22 1/50 NOV 22 (Wk1) /EW1X22 3660/3645 PUT @1.30

11/4/2022 10:15 AM BOT +2 VERTICAL /ESZ22 1/50 NOV 22 (Wk1) /EW1X22 3660/3645 PUT @.10

11/4/2022 10:16 AM SOLD -2 VERTICAL /ESZ22 1/50 NOV 22 (Wk1) /EW1X22 3730/3715 PUT @1.10

11/4/2022 3:35 PM BOT +2 VERTICAL /ESZ22 1/50 NOV 22 (Wk1) /EW1X22 3730/3715 PUT @.05

11/4/2022 3:41 PM SOLD -2 VERTICAL /ESZ22 1/50 NOV 22 (Monday) (Wk2) /E1AX22 3695/3680 PUT @1.20

11/4/2022 4:01 PM BOT +2 VERTICAL /ESZ22 1/50 NOV 22 (Monday) (Wk2) /E1AX22 3695/3680 PUT @.60

5:00 AM 11/1/2022 to 3:00PM

3930

8:24 AM BOT +2 3980/3995 CALL @.95

Total return
-fees/commissions
\$-265

5:28 AM SOLD -2 3980/3995 CALL @.60

7:32 AM SOLD -2 3855/3840 PUT @.70

1:39 PM BOT +2 3855/3840 PUT @3.00

3850

3800

3710



4:00PM 11/9/2022 to 8:30 11/10/22

Total return
-fees/commissions
\$25



3770

3770

3768

3767

3766

3765

3764

3763

3762

3761

3760

3759

3758

3757

3756

3755

3754

3753

3752

3751

3750

3750

3750

3750

3750

3750

3750

3750

3750



11/10/22 8:35 AM to 11/11/22 5:00 PM

Total return
-fees/commissions
\$137.50

5:04 PM EXPIRED +1 3925/3910 PUT

10:21 AM BOT +1 3885/3870 PUT @.10

7:41 PM SOLD -1 4040/4055 CALL @1.05

7:40 PM SOLD -1 3885/3870 PUT @1.30

9:39 AM BOT +1 4040/4055 CALL @.35

11:21 AM SOLD -1 3925/3910 PUT @.85





YES

Would you like to follow our trades while you learn using the our short term strategies I've outlined so you can be a consistently profitable trader?

One: Interested in learning new strategies

Two: Desire to see your account grow month after month

Three: Find the right strategy that provides consistent trading results



► Time to Break the Barriers!

Will you keep doing what you're doing and **hope** that one day something will stick?



No Quit Attitude
Commitment
Discipline
Having an Edge

Will you finally **take the steps** that will get you to the place you want to be and **THAT WORKS!**





SUCCESS



SOS Trade Alerts

SOS Trade Alerts are instant trade notifications sent directly to a phone or computer that announce high probability options and futures trades for those who are seeking to generate consistent income and more dependable returns from their trades.

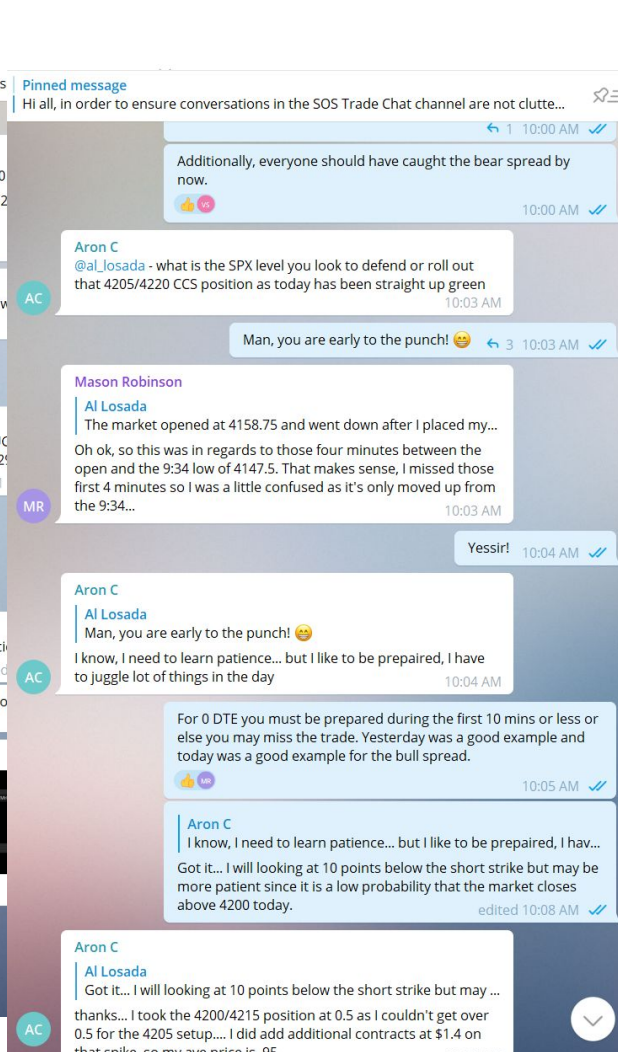
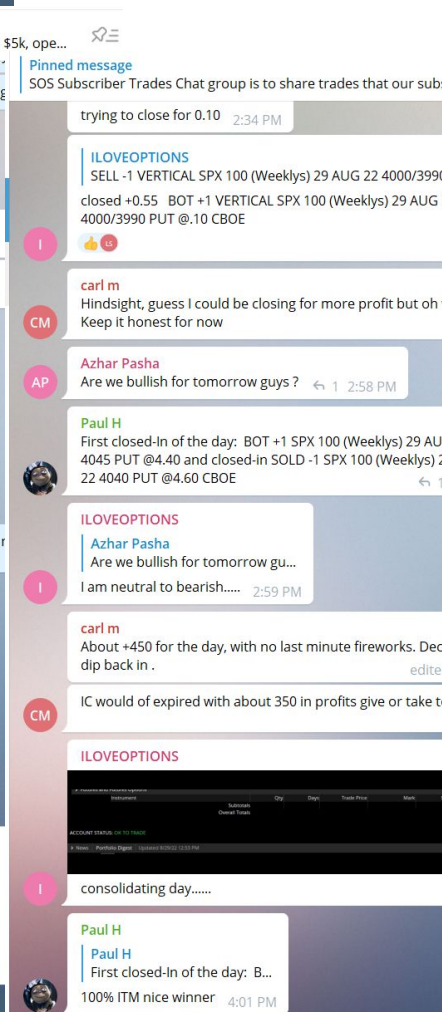
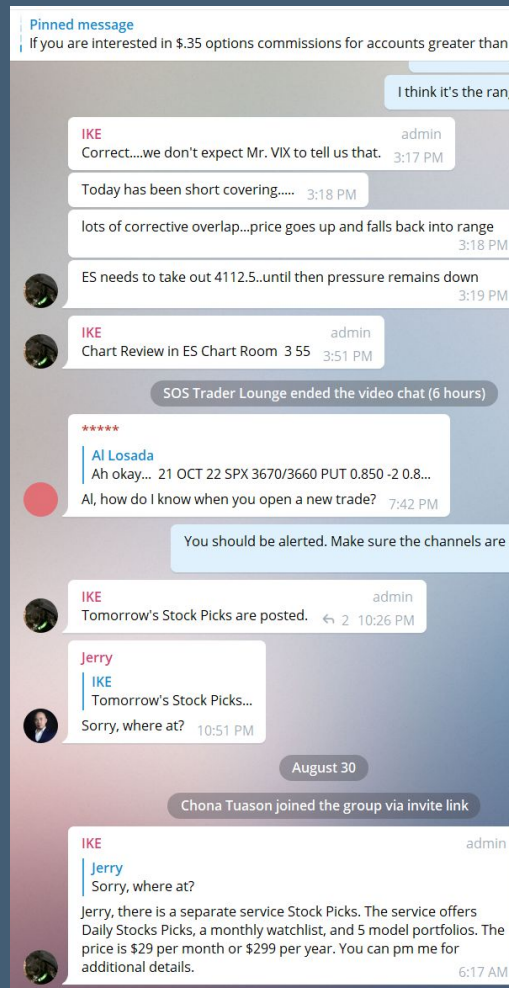


SOS Trade Alerts

Whether you're just getting started or already successful and ready to expand your strategies, SOS Trade Alerts will help you trade at your highest level. It's designed to transform your trading from uncertain to predictable and teach you how to generate consistent returns.

Live chat and..

Subscriber Chat Groups



Channels for Trade Alerts

Pinned message

Credit spreads capital requirements that I use: For every \$10k of margin I limit my po...

Potential Bull Credit Spread

Spread 1:

SELL -5 VERTICAL SPX 100 (Weeklys) 29 AUG 22 3960/3950 PUT @.60
LMT

Spread 2:

SELL -5 VERTICAL SPX 100 (Weeklys) 29 AUG 22 3965/3955 PUT @.70
LMT

Potential Iron Condor:

SELL -5 IRON CONDOR SPX 100 (Weeklys) 29 AUG 22
4090/4100/3965/3955 CALL/PUT @1.20 LMT

The potential trades above may or may not be taken by me since the pre-market may have moved before regular session. I post my trades shortly after the market opens. I look for premiums between .50 and .75. The lower risk premium spreads are listed as Spread 1 and the higher risk premium spreads are listed as Spread 2.

79 Al Losada, 8:53 AM

SOS 0 DTE Live Trades

STO -1 VERTICAL SPX 100 (Weeklys) 29 AUG 22 4085/4095 CALL @.50

89 IntegroBot, 9:32 AM

SOS 0 DTE Live Trades

STO -1 VERTICAL SPX 100 (Weeklys) 29 AUG 22 4085/4095 CALL @.50

88 IntegroBot, 9:33 AM

SOS 0 DTE Live Trades

STO -2 VERTICAL SPX 100 (Weeklys) 29 AUG 22 4085/4095 CALL @.50

87 IntegroBot, 9:34 AM

SOS 0 DTE Live Trades

STO -1 VERTICAL SPX 100 (Weeklys) 29 AUG 22 4085/4095 CALL @.50

87 IntegroBot, 9:35 AM

SOS 0 DTE Live Trades

STO -5 VERTICAL SPX 100 (Weeklys) 29 AUG 22 3965/3955 PUT @.55

87 IntegroBot, 9:36 AM

SOS 0 DTE Live Trades

All trades will expire worthless

61 Al Losada, 3:55 PM

SOS 0 DTE Live Trades

29 Aug 22 SPX 3965/3955 PUT 0.55 -5 0.55 \$272.01

29 Aug 22 SPX 4085/4095 CALL 0.50 -5 0.50 \$247.01

Daily Total Premium P/L 1.05 Total 2 Trade(s) Trade P/L \$519.02

Running Total Premium P/L 146.72 Total 842 Trade(s) Trade P/L

\$9,373.47

51 IntegroBot, 5:10 PM

Pinned message

Credit spreads capital requirements that I use: For every \$10k of margin I limit my po...

SOS 7 DTE Live Trades

OPEN POSITION

The following positions are sorted by Expiration Date:

Trade 390-1: 2022-08-25

-1 SPX(Weekly) 29 AUG 22 4045/4030 PUT @1.20

Trade 383-3: 2022-08-19

-3 SPX(Weekly) 30 AUG 22 4125/4085 PUT @1.65 avg cost

Trade 381-2: 2022-08-18

-1 SPX(Weekly) 29 AUG 22 4130/4120 PUT @0.70

Trade 389: 2022-08-25

-2 SPX(Weekly) 30 AUG 22 4020/4010 PUT @0.80

Trade 391: 2022-08-26 From 0DTE roll

-5 SPX(Weekly) 30 AUG 22 4105/4080 PUT @0.95

76 Ken, 12:06 PM

SOS 7 DTE Live Trades

Rolling trade 381

74 Al Losada, 12:43 PM

SOS 7 DTE Live Trades

SELL -1 VERT ROLL SPX 100 (Weeklys) 31 AUG 22/29 AUG 22

4090/4075/4130/4120 PUT @.10 LMT

74 Al Losada, 12:43 PM

SOS 7 DTE Live Trades

Had to change the strikes

73 Al Losada, 12:47 PM

SOS 7 DTE Live Trades

Trade Date: 2022-08-29T16:46:55.000Z

Trade: STO -1 VERT ROLL SPX 100 (Weeklys) 31 AUG 22/29 AUG 22

4095/4080/4130/4120 PUT @.00

73 IntegroBot, 12:47 PM

SOS 7 DTE Live Trades

Rolling trade 390

72 Al Losada, 1:00 PM

SOS 7 DTE Live Trades

Trade Date: 2022-08-29T17:00:03.000Z

Trade: STO -1 VERT ROLL SPX 100 (Weeklys) 30 AUG 22/29 AUG 22

4030/4015/4045/4030 PUT @.30

74 IntegroBot, 1:00 PM

SOS 7 DTE Live Trades

OPEN POSITION

The following positions are sorted by Expiration Date:

Trade 390-2: 2022-08-25

-1 SPX(Weekly) 30 AUG 22 4030/4015 PUT @1.50

Pinned message

Credit spreads capital requirements that I use: For every \$10k of margin I limit my po...

Running Total Premium P/L 59.476 Total 236 Trade(s) Trade P/L

\$57,359.81

87 IntegroBot, 5:10 PM

SOS Monthly Expiration Trades

Open Positions:

Trade 87: 2022-08-22

-1 SPX(AM) 16 SEP 22 3860/3850 PUT @0.85

Trade 67-5: 2021-12-28

-5 SPX(AM) 16 SEP 22 4380/4360 PUT @2.10

Trade 295-24, 296-18: 2022-01-04 -- Rolled From 7DTE

-10 SPX(AM) 16 SEP 22 4525/4460 PUT @-6.20

Trade 88: 2022-08-23 - BTO

+1 BUTTERFLY SPX(AM) 16 SEP 22 3845/3840/3825 PUT @-.80

110 Ken, edited 5:50 PM

August 25

SOS Monthly Expiration Trades

STO -2 VERTICAL SPX 100 21 OCT 22 AM 3670/3660 PUT @.85

117 IntegroBot, 9:54 AM

SOS Monthly Expiration Trades

Open Positions:

Trade 87: 2022-08-22

-1 SPX(AM) 16 SEP 22 3860/3850 PUT @0.85

Trade 67-5: 2021-12-28

-5 SPX(AM) 16 SEP 22 4380/4360 PUT @2.10

Trade 295-24, 296-18: 2022-01-04 -- Rolled From 7DTE

-10 SPX(AM) 16 SEP 22 4525/4460 PUT @-6.20

Trade 88: 2022-08-23 - BTO

+1 BUTTERFLY SPX(AM) 16 SEP 22 3845/3840/3825 PUT @-.80

Trade 89: 2022-08-25

-2 SPX(AM) 21 OCT 22 3670/3660 PUT @0.85

120 Ken, 10:13 AM

SOS Monthly Expiration Trades

21 OCT 22 SPX 3670/3660 PUT 0.850 -2 0.850 \$167.51

Daily Total Premium P/L 0.85 Total 1 Trade(s) Trade P/L \$167.51

Running Total Premium P/L 60.326 Total 237 Trade(s) Trade P/L

\$57,527.32

147 IntegroBot, 5:10 PM



Marianne Hodne
Kjaervik

► Trader Success Story

Al Losada is a great trading mentor, and I've been a part of his program for over a year now. He is very very patient, and my favorite strategies that he teaches us are the 7dte and Monthly SPX spreads. I'm finally able to make some monthly income trading!



Bruce Gardner

► Trader Success Story

Terrific service ! I've achieved slightly better than a 94% win rate since I started tracking, with documented gains in the 5-figures for a 31% gain in my options trading account in only 5 months. The best part is the risk management and post-trade management, KEY to any options trading plan. The subscription is money well spent and I highly recommend Al's service!



Glyn Norman

▶ Trader Success Story

"I started on 4 months ago and currently at \$22,092 in profits (not counting commissions) unlike almost every other trading system, AI has 100% transparency with his trades. He freely shares his spreadsheets showing all trades going back more than a year. Where else can you find that?? Honesty, transparency, win-rate, ... unrivalled.

► My Guarantee!

Subscribe for one month and lose money by following my trades, I will refund your subscription amount x 1.25!

Our Subscriptions

"Swing Trader"

~~\$59/M~~

Minimum Screen Time

\$39/M

Waitlist Special

- ✓ Monthly Expiration Alert
- ✓ Subscriber Trade Alerts
- ✓ 0-DTE Alert
- ✓ 7-DTE Alert
- ✓ Premium Trades
- ✓ Live Trade Rooms
- ✓ Futures Alert
- ✓ Traders Chat
- ✓ Traders Education Portal
- ✓ 125% Money Back Guarantee
- ✓ \$20 Monthly Rebate for Life

Get Started

"Day Trader"

~~\$99/M~~

Most Popular

\$79/Mo

Waitlist Special

- ✓ Monthly Expiration Alert
- ✓ Subscriber Trade Alerts
- ✓ 0 DTE Alert
- ✓ 7 DTE Alert
- ✓ Premium Trades
- ✓ Live Trade Rooms
- ✓ Futures Alert
- ✓ Traders Chat
- ✓ Traders Education Portal
- ✓ 125% Money Back Guarantee
- ✓ \$20 Monthly Rebate for Life

Get Started

"Full time Trader"

~~\$129/M~~

Includes Futures

\$109/M

Waitlist Special

- ✓ Monthly Expiration Alert
- ✓ Subscriber Trade Alerts
- ✓ 0 DTE Alert
- ✓ 7 DTE Alert
- ✓ Premium Trades
- ✓ Live Trade Rooms
- ✓ Futures Alert
- ✓ Traders Chat
- ✓ Traders Education Portal
- ✓ 125% Money Back Guarantee
- ✓ \$20 Monthly Rebate for Life

Get Started

► This is For You if...


- You want to learn a step by step process to gain income in a market that goes up and down
- You want to finally break the series of losses and account drains
- You want to earn consistent income that sets you apart from other traders



► What You Get and Have Access to...

- \$20 off when you subscribe by joining our waitlist
- A Professional Traders Chat group & Subscribers Trader Chat Group
- Training and Education Channel filled with great content
- Automated Signals within seconds of trade
- Trade entry fill price
- Price target after fill
- My Guarantee that you will make money!!

WIN



Al Losada's

SOS Trade Alerts

Generate Consistent Income from Options Trading

Join SOS Trade Alerts

Member Login

Wow. This has been outstanding. I am very glad I purchased this. The guidance is realistic and not "pie in the sky" BS like many of the programs I have reviewed. The risk is real and I know how to manage it now with a plan and have confidence that my trading will be consistent.

Patrick Connors

I have subscribed to your alert since November 18 2020 and just wanna say I enjoyed it very much and I learned so much from your knowledge. Your adjustment strategy is GOLD. My 7 dte and monthly account DTE grew from my initial capital 5000 usd to 10,000 usd as of now and I thank you for that.

Yulius Widjaja