

SPX 0 DTE Credit Spread Trade Master Class

How to Break the Barriers that Lead to
Trading Profitably **Month After Month**

with Al Losada

We will be starting shortly!



► What You Can Expect

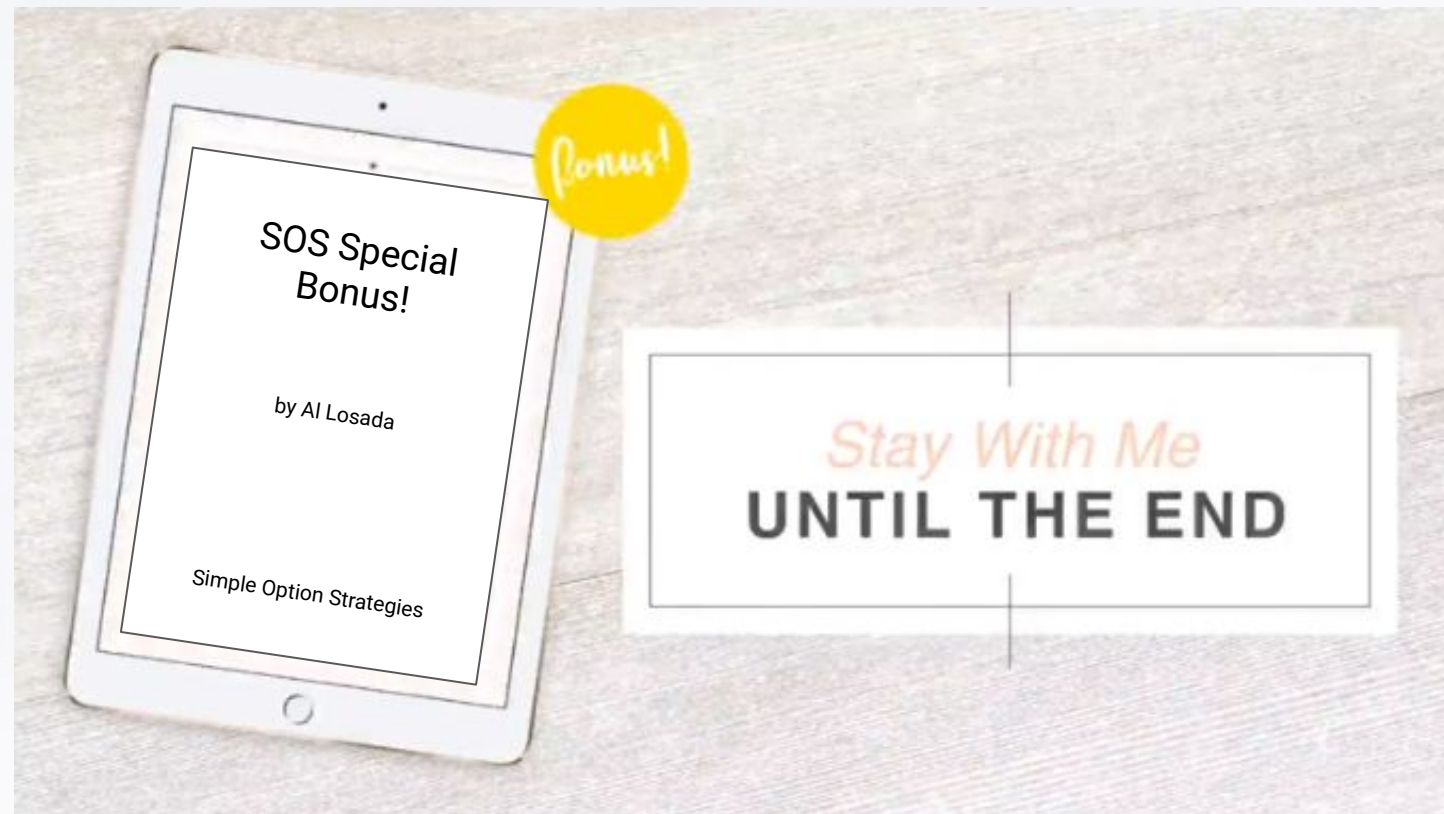
- I am going to show you how you can make consistent **returns monthly**, based on margin capital at risk by **using high probability trades**, without taking large losses, and make those **returns month over month**.



► What You Will Learn



- ☐ Identify and select the right patterns for entry and exit of your trades
- ☐ Prevent large losses
- ☐ Have a general understanding for when not to trade
- ☐ How to trade consistently profitable





Turn off all distractions.



Reason

01


You are interested in learning new strategies that will take your trading performance to the next level so you can finally leave the 9-5 career behind.



Reason

02

You've seen, heard about, read about others making money trading, and you know you can do it too but you're just not seeing your account grow fast enough based on your goals.



Reason


03

You've tried different trading strategies that you thought, “okay, this is it”, only to discover it’s just not getting you to that place of consistent trading results.

1: Interested in learning new strategies

2: Desire to see your account grow month after month


3: Find the right strategy that provides consistent trading results






Imagine what it would feel like if most of your trades were winners month after month and it would be confirmed by watching the size of your account grow at the same time.



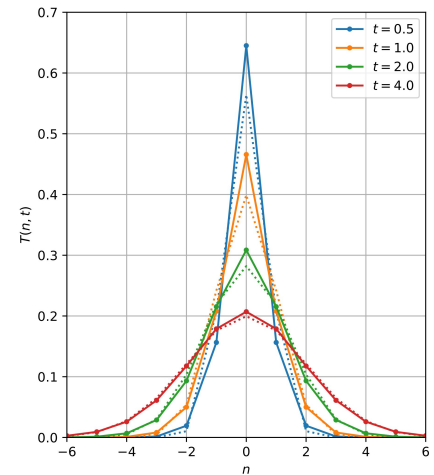


Becoming the trader that no longer takes large losses but consistently trades according to a proven trade plan that is profitable over time allowing you to grow your account month over month



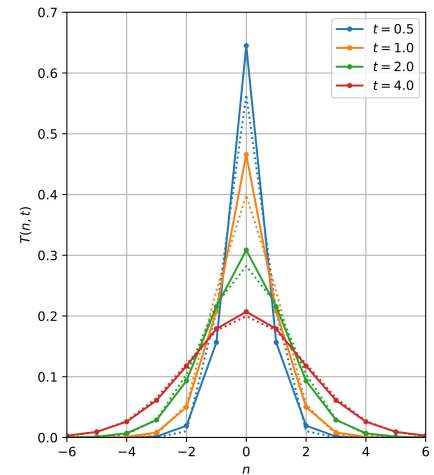
► SPX Credit Spread - What is it?

- A credit spread has a combination of two puts or two calls where the put or call that is sold is more expensive than the put or call that is bought
- -1 VERTICAL SPX 100 30 OCT 19
3815/3000 PUT @.50 (Bull Credit Spread)
- Selling the 3810 Put and Buying a 3000 Put
- Trade is considered to be a High Probability Trade



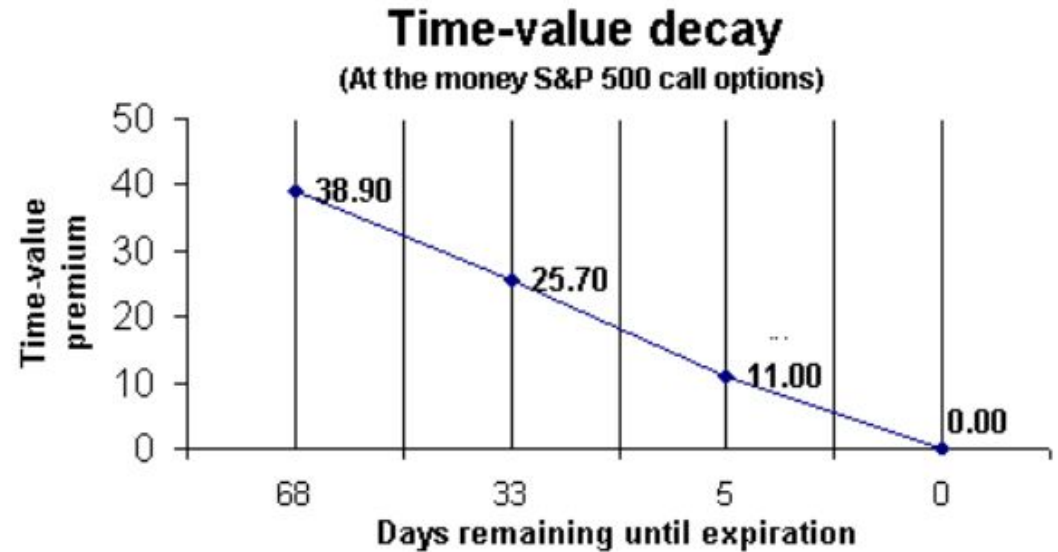
▶ SPX Credit Spread - Risk/Reward

- ❑ -10 VERTICAL SPX 100 30 OCT 19 3815/3000 PUT @.50 (Bull Credit Spread)
- ❑ Risk/Reward is \$1,000/\$50
- ❑ Max loss is \$1000, which is also the margin requirement



► SPX Options Rate of Decay

- From 68 days to 33 days, the rate of decay is 34%
- From 33 days to 5 days, the rate of decay is 57%
- From 5 days to expiration the rate of decay is 100%



► Profitability Factors

1. **Implied Volatility** - The ideal setup is a market with volatility moving lower while in a trade. Placing the trade when volatility is high and then decreases, will significantly reduce the initial premium collected.

► Profitability Factors


1. **Theta** - Which is one of the greeks and measures the rate of decline in the value of an option due to the passage of time.

► Profitability Factors

1. **Market direction** - A market trending away from your position will cause the premium price to drop. If you enter this trade and the market moves against you or in the direction of the credit spread, you will see the premium price increase significantly but as long as it stays within an acceptable range, it will remain profitable

Risk Management Guidelines & Daily Routines

► Risk Management




- Always trade with a plan
- Determine Max Loss and Risk/Reward before entering trade
- Trade no more than 20% (Credit Margin) of Trading Capital
- Do not allow more than a 2% loss/trade based on Trading Capital
- For highly trending market, position trades to follow the trend
- Size your trades to ensure emotions are not part of the decision making process - Trade small, trade often

▶ Pre-market routine

- Review areas of support and resistance
- Review US Dollar (\$DXY) for price action that can move the SPX
- Review 10 Year Treasury (TNX) Rates for price action that can move the SPX
- Review /ES (Futures) Trending Direction
- Review VIX level and Change
- Determine Credit Spread Positions and Save in TOS



► Post-market routine



- Determine if rules were broken and why
- Determine if risk was within acceptable levels especially for wins
- Determine if losses were within acceptable ranges
- Determine tweeks if adjustment to trading plan is necessary
- Update trade journal with findings

SPX 0 DTE Trade Strategy



Pattern Day Trader - What is it & What are the Alternatives

- What is it:
 - the buying and selling or selling and buying the same security on the same day and initiates days trades three or more times in any five consecutive business day period
- What can happen:
 - If your account value is below \$25k, your account can be restricted to only selling current holdings
- How to avoid being flagged as a PDT Account:
 - Limit trades to one trade, three days/week
 - Manage trades from multiple accounts
 - Trade wide Iron Condors and allow them to expire
 - Trade ES Futures Spreads since it is not subject to PDT Restrictions



▶ 0 DTE Entry/Exit/Stop Loss rules

☐ **Entry**

- ☐ Enter within 1-10 min of market open using a 15 wide spread
- ☐ Wider spreads provides a greater distance to the market price
- ☐ Premium should be between .45 - .90

☐ **Exit - Take Profit**

- ☐ .20 for each spread for range bound market
- ☐ .10 for each spread for trending market
- ☐ Expiration for a 15 wide spread or getting the direction right

☐ **Exit - Stop Loss**

- ☐ Identified breaks in support/resistance of a 5 minute closed candle
- ☐ Alternative is to use a 3X credit rule

May 17

9:33 STO -1 VERTICAL SPX 100 (Weeklys) 17 MAY 22 4140/4155 CALL @.55

9:35: STO -1 VERTICAL SPX 100 (Weeklys) 17 MAY 22 3975/3960 PUT @.50

12:26: BTC +1 VERTICAL SPX 100 (Weeklys) 17 MAY 22 3975/3960 PUT @.10

10:37 BTC +1 VERTICAL SPX 100 (Weeklys) 17 MAY 22 4140/4155 CALL @.10

SPX 90 D 5m D: 2/11/21, 2:40 PM O: 3899.83 H: 3904.12 L: 3899.25 C: 3904.02 R: 4.87 Y: 3913.44 Volume 0







SPX 90 D 5m D: 5/7/21, 5:15 PM O: 4232.6 H: 4232.6 L: 4232.6 C: 4232.6 R: 0 Volume 0







Support & Resistance Level

Paychex Inc (PAYX), 5 Year, 1 Day Interval Price Chart



Support & Resistance Trend Lines

Oracle (ORCL), 5 Year, 1 Day Interval Price Chart



Technical Analysis

Support and Resistance Trading Channel

Microsoft (MSFT), 5 Year, 1 Week Interval Price Chart








Would you like to follow our trades while you learn using the six strategies I've outlined so you can be a consistently profitable trader?

1: Interested in learning new strategies

2: Maybe you're not seeing your account grow month after month

3: You haven't found the right strategy that provides consistent trading results



► Time to Break the Barriers!

Will you keep doing what you're doing and **hope** that one day something will stick?

Will you finally **take the steps** that will get you to the place you want to be and **THAT WORKS!**

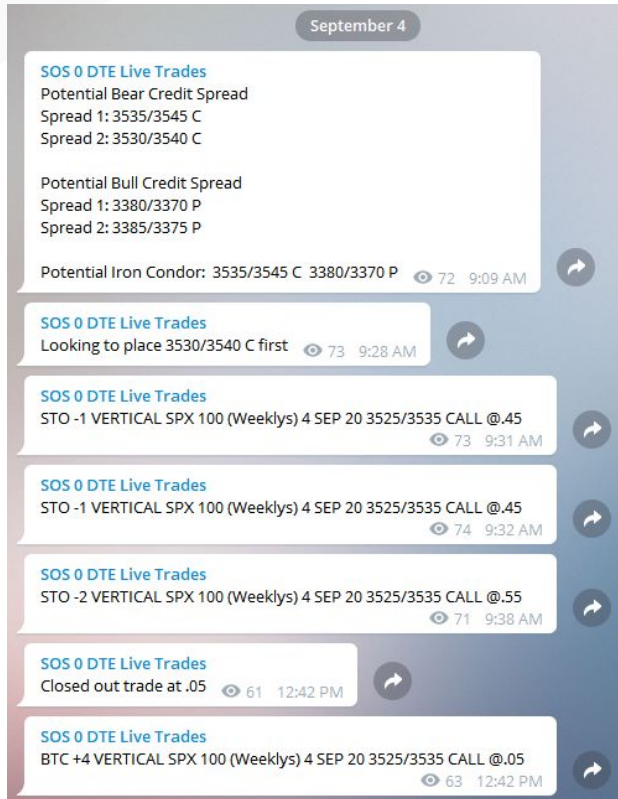
Discipline
Commitment



Having an Edge
No Quit Attitude

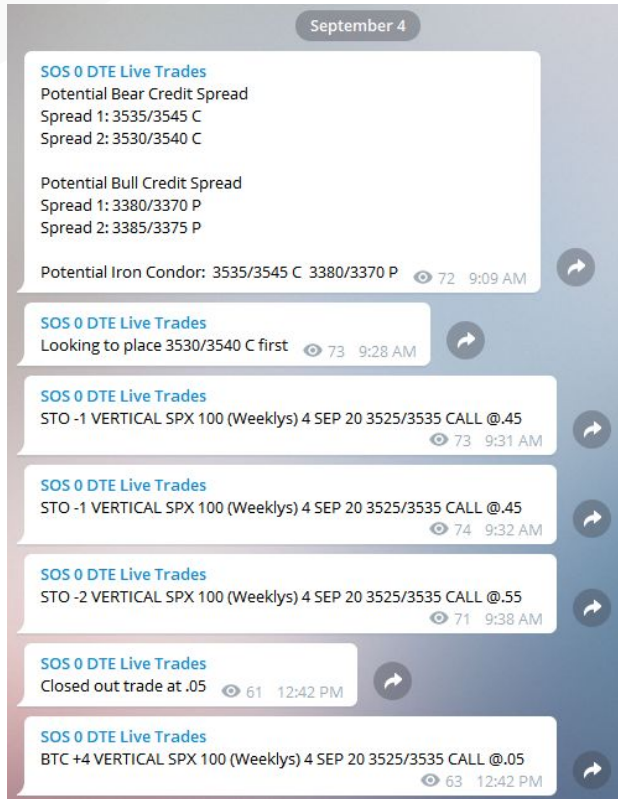


SUCCESS



What are SOS Trade Alerts?

SOS Trade Alerts are instant trade notifications sent directly to a phone or computer that announce high probability options and futures trades for those who are seeking to generate consistent income and more dependable returns from their trades.

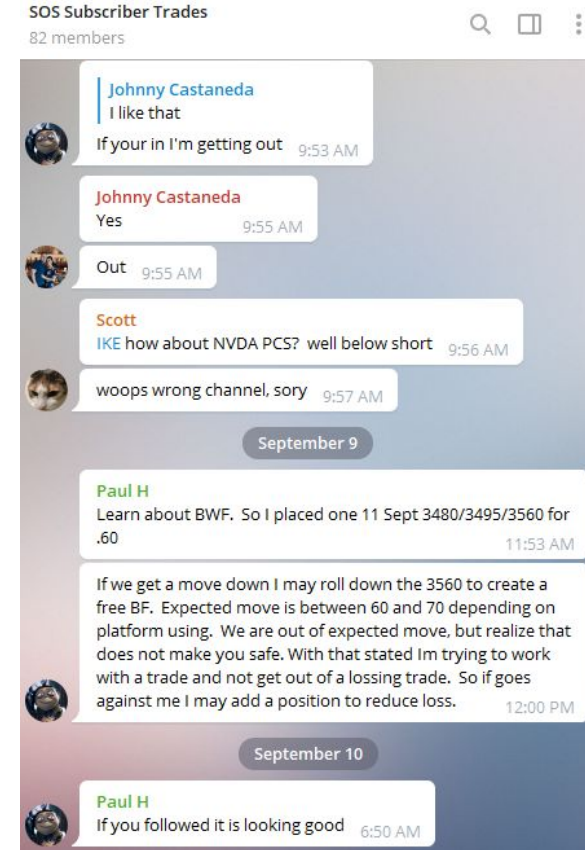
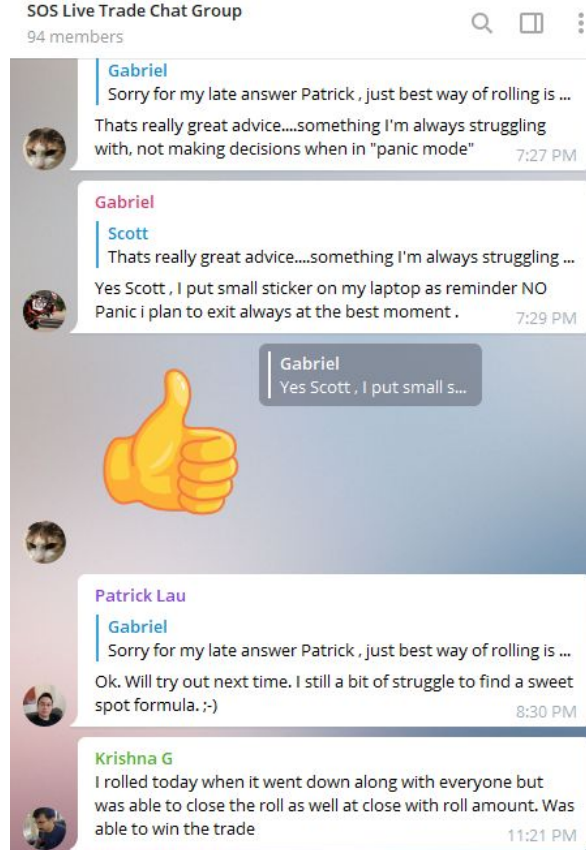


What are SOS Trade Alerts?

Whether you're just getting started or already successful and ready to expand your strategies, SOS Trade Alerts will help you trade at your highest level. It's designed to transform your trading from uncertain to predictable and teach you how to generate consistent returns.

Live chat and..

Subscriber Chat Groups



Channels for Trade Alerts

SOS 0 DTE Live Trades

108 subscribers

Pinned message

Google sheet update to include all 0 DTE trades with co...

SOS 0 DTE Live Trades

Potential Bear Credit Spread

Spread 1: 3455/3465 C

Spread 2: 3450/3460 C

Potential Bull Credit Spread

Spread 1: 3280/3270 P

Spread 2: 3285/3275 P

Potential Iron Condor: 3455/3465 C 3280/3270 P

83 9:00 AM

SOS 0 DTE Live Trades

Potential spreads above may be invalid due to volatility but will do my best to share what I've trading before initiating trade

82 9:27 AM

SOS 0 DTE Live Trades

STO -3 VERTICAL SPX 100 (Weeklys) 8 SEP 20 3265/3255 PUT @.50

84 9:32 AM

SOS 0 DTE Live Trades

3265/55 @.50

84 9:32 AM

SOS 0 DTE Live Trades

STO -2 VERTICAL SPX 100 (Weeklys) 8 SEP 20 3265/3255 PUT @.70

84 9:48 AM

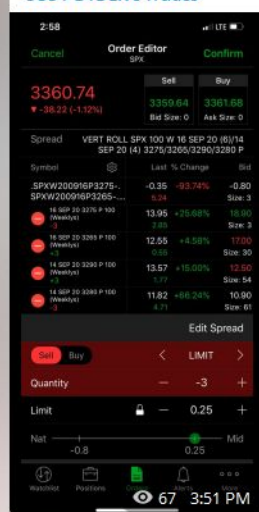
SOS 0 DTE Live Trades

8 Sep 20 SPX 3265/3255 PUT 0.60 -5 0.60 \$297.01

SOS 7 DTE Live Trades

103 subscribers

SOS 7 DTE Live Trades



SOS 7 DTE Live Trades

Rolled for a .05 credit

67 3:51 PM

SOS 7 DTE Live Trades

Trade Date: 2020-09-10T19:50:02.000Z
Trade: STO -2 VERT ROLL SPX 100 (Weeklys) 16 SEP 20/14 SEP 20 3275/3265/3290/3280 PUT @.05

66 3:51 PM

SOS 7 DTE Live Trades

Trade 95

65 3:52 PM

SOS AI's Futures Trades

56 subscribers

Pinned message

<https://docs.google.com/spreadsheets/d/1iIQIDRYCHnG...>

SOS AI's Futures Trades

Adding one more MES contract

43 1:23 PM

SOS AI's Futures Trades

Break even for MES is at 3387 and break even for MNQ is at 11314.38

43 1:24 PM

September 10

SOS AI's Futures Trades

SOLD -1 /MNQU20 @11529.00

35 10:25 AM

SOS AI's Futures Trades

Closed all futures positions.

33 10:26 AM

SOS AI's Futures Trades

SOLD -1 /MNQU20 @11529.25

34 10:26 AM

SOS AI's Futures Trades

SOLD -3 /MESU20 @3415.50

36 10:27 AM

SOS AI's Futures Trades

tIP BOT +1 /MNQU20 @11208.75

33 2:50 PM

SOS AI's Futures Trades

tIP BOT +1 /MESU20 @3357.00

32 2:51 PM

SOS AI's Futures Trades

Long one MES and one MNQ contract

32 2:52 PM



Marianne Hodne
Kjaervik

▶ Trader Success Story

Al Losada is a great trading mentor, and I've been a part of his program for over a year now. He is very very patient, and my favorite strategies that he teaches us are the 7dte and Monthly SPX spreads. I'm finally able to make some monthly income trading!



Bruce Gardner

▶ Trader Success Story

Terrific service ! I've achieved slightly better than a 94% win rate since I started tracking, with documented gains in the 5-figures for a 31% gain in my options trading account in only 5 months. The best part is the risk management and post-trade management, KEY to any options trading plan. The subscription is money well spent and I highly recommend Al's service!



Glyn Norman

▶ Trader Success Story

"I started on 4 months ago and currently at \$22,092 in profits (not counting commissions) unlike almost every other trading system, Al has 100% transparency with his trades. He freely shares his spreadsheets showing all trades going back more than a year. Where else can you find that?? Honesty, transparency, win-rate, ... unrivalled.

► My Guarantee!

Subscribe for one month and lose money by following my trades, I will refund your subscription amount x 1.25!

Our Subscriptions

"Swing Trader"

~~\$59/M~~

Minimum Screen Time

\$39/M

Waitlist Special

- ✓ Monthly Expiration Alert
- ✓ Subscriber Trade Alerts
- ✓ 0-DTE Alert
- ✓ 7-DTE Alert
- ✓ Premium Trades
- ✓ Live Trade Rooms
- ✓ Futures Alert
- ✓ Traders Chat
- ✓ Traders Education Portal
- ✓ 125% Money Back Guarantee
- ✓ \$20 Monthly Rebate for Life

Get Started

"Day Trader"

~~\$99/M~~

Most Popular

\$79/Mo

Waitlist Special

- ✓ Monthly Expiration Alert
- ✓ Subscriber Trade Alerts
- ✓ 0 DTE Alert
- ✓ 7 DTE Alert
- ✓ Premium Trades
- ✓ Live Trade Rooms
- ✓ Futures Alert
- ✓ Traders Chat
- ✓ Traders Education Portal
- ✓ 125% Money Back Guarantee
- ✓ \$20 Monthly Rebate for Life

Get Started

"Full time Trader"

~~\$129/M~~

Includes Futures

\$109/M

Waitlist Special

- ✓ Monthly Expiration Alert
- ✓ Subscriber Trade Alerts
- ✓ 0 DTE Alert
- ✓ 7 DTE Alert
- ✓ Premium Trades
- ✓ Live Trade Rooms
- ✓ Futures Alert
- ✓ Traders Chat
- ✓ Traders Education Portal
- ✓ 125% Money Back Guarantee
- ✓ \$20 Monthly Rebate for Life

Get Started

▶ This is For You if...

- ☐ You want to learn a step by step process to gain income in a market that goes up and down
- ☐ You want to finally break the series of losses and account drains
- ☐ You want to earn a consistent income that sets you apart from other traders



► What You Get and Have Access to...

- \$20 off when you subscribe by joining our waitlist
- A Professional Traders Chat group & Subscribers Trader Chat Group
- Training and Education Channel filled with great content
- Automated Signals within seconds of trade
- Trade entry fill price
- Price target after fill
- My Guarantee that you will make money!!

WIN



Al Losada's

SOS Trade Alerts

Generate Consistent Income from Options Trading

Join SOS Trade Alerts

Member Login

Wow. This has been outstanding. I am very glad I purchased this. The guidance is realistic and not "pie in the sky" BS like many of the programs I have reviewed. The risk is real and I know how to manage it now with a plan and have confidence that my trading will be consistent.

Atrick Connors

I have subscribed to your alert since November 18 2020 and just wanna say I enjoyed it very much and I learned so much from your knowledge. Your adjustment strategy is GOLD. My 7 dte and monthly account DTE grew from my initial capital 5000 usd to 10,000 usd as of now and I thank you for that.

Yulius Widjaja