

LIVE WEBINAR

MICRO FUTURES

Learn to Trade Micro
Futures: **Minimal Capital,
Maximum Gains**

§ IMPLEOPTION
STRATEGIES

Presenter
AL LOSADA



What You Can Expect

I am going to show you how you can make consistent **returns monthly**, based on margin capital at risk by **using Micro Futures**

Without taking large losses, and make those returns month over month.



What You Will Learn

**WHAT EXACTLY ARE
MICRO FUTURES**

**HOW TO ENTER AND EXIT
YOUR TRADE**

**HOW MUCH CAPITAL YOU
NEED TO TRADE MICRO
FUTUREs**

**WHEN TO SCALE OR USE
SWING TRADES**

**HOW TO ACCURATELY
AND EFFECTIVELY
IDENTIFY BOTTOMS AND
TOPS**

**HOW MANY CONTRACTS YOU
SHOULD TRADE WITH AND
HOW TO MANAGE MULTIPLE
CONTRACTS**


STAY WITH ME
UNTIL THE END

SOS SPECIAL BONUS

BONUS

REASON 01

You are interested in learning new strategies that will take your trading performance to the next level so you can finally leave the 9-5 career behind



REASON 02

You've seen, heard about, read about others making money trading, and you know you can do it too but you're just not seeing your account grow fast enough based on your goals.



REASON 03

You've tried different trading strategies that you thought, "okay, this is it", only to discover it's just not getting you to that place of consistent trading results.





1: Interested in learning new strategies

2: Desire to see your account grow month after month

3: Find the right strategy that provides consistent trading results



IMAGINE

Imagine what it would feel like if most of your trades were winners month after month and it would be confirmed by watching the size of your account grow at the same time.





**Becoming the trader that no longer takes large losses
but consistently trades according to a proven trade plan
that is profitable over time allowing you to grow your
account month over month**

Profitability Factors

Market Direction - A market trending away from your position will cause the premium price to drop. If you enter this trade and the market moves against you or in the direction of the credit spread, you will see the premium price increase significantly.

But as long as it stays within an acceptable range, it will remain profitable

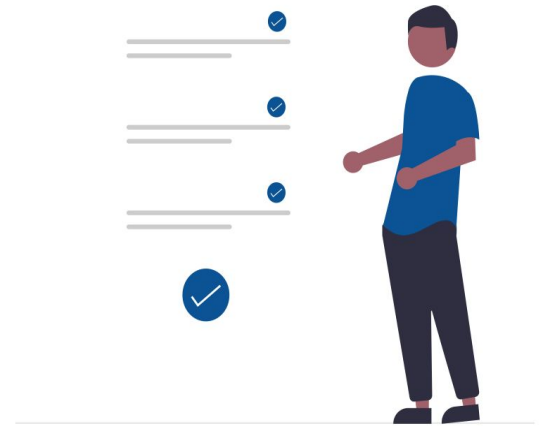


Risk Management Guidelines & Daily Routines



Risk Management

- Always trade with a plan
- Determine Max Loss and Risk/Reward before entering trade
- Trade no more than 20% (Credit Margin) of Trading Capital
- Do not allow more than a 2% loss/trade based on Trading Capital
- For highly trending market, position trades to follow the trend
- Size your trades to ensure emotions are not part of the decision making process - Trade small, trade often



Pre-Market Routine

- Review areas of support and resistance
- Review US Dollar (\$DXY) for price action that can move the SPX
- Review 10 Year Treasury (TNX) Rates for price action that can move the SPX
- Review /ES (Futures) Trending Direction
- Review VIX level and Change
- Determine Credit Spread Positions and Save in TOS





futures

BUY

SELL

MES/MNQ Basics (TOS)

- **MES - Micro Futures for S&P 500**
 - Contract multiplier - \$5
 - Minimum tick - .25
 - Dollar value of one tick - \$1.25
 - Margin requirement - \$1,200/Contract

(Tradovate \$100/Contract)

- **MNQ - Micro Futures for NASDAQ**
 - Contract multiplier - \$2
 - Minimum tick - .25
 - Dollar value of one tick - \$.50
 - Margin requirement - \$1,760/Contract

(Tradovate \$100/Contract)

Trade Setup

- This setup is for a longer term MES and MNQ swing trade that is entered for a long position.
- The overall daily market trend must be higher for a long position, which provides for a higher probability trades.
- There must be an identifiable AB CD Pattern where the pullback of the Fib retracement of C falls between 0% to 23.6%, not exceeding 38.2%. example:



100.0%

\$13119.5

78.6%

\$13034.92

61.8%

\$12968.51

50.0%

\$12921.88

38.2%

\$12875.24

23.6%

\$12817.53

0.0%

\$12724.25

b

c

Fib retracement

Between 0% to 23.6%

a

FINNOM21

Trade Entry/Management

- One contract is advisable for an account that is less than \$10k.
- Entry should be on a pullback between the 38.2% and 23.6% retracement and after the C leg is identified
- Entering below the 23.6% retracement is riskier and can be done using a stop just below the A leg but not advisable.
- After entering the trade, the initial stop loss is set at a support level below the A leg and is considered to be wide and is used to prevent large losses.
- If the initial wide stop is broken, an alternate entry is identified and entered with a new stop.



100.0%

\$13119.5

78.6%

\$13034.92

61.8%

\$12968.51

50.0%

\$12921.88

38.2%

\$12875.24

23.6%

\$12817.53

0.0%

\$12724.25

1/11/2011 21

b

Fib retracement

Between 0% to 23.6%

c

a

Trade Exit

- Profit target is established by using the Fib Extension
- Profit target should always be taken at the 100% Fib extension level and alternatively a tight trailing stop can be used to possibly achieve the 125% Fib extension level

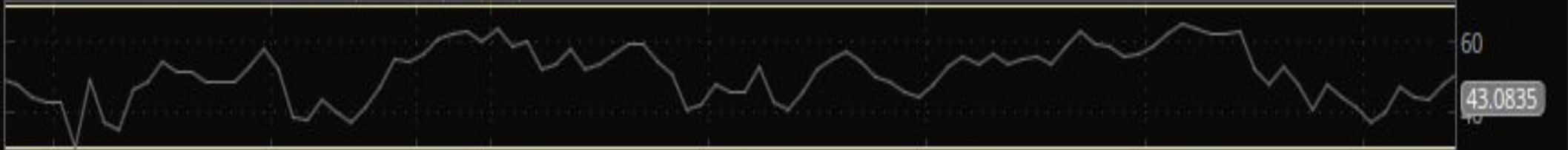


/MES 1 D 1m D: 8/14/20 4:59 PM O: 3363.75 H: 3364 L: 3363.25 C: 3363.25 R: 0.75 Volume 64

IB-Initial Balance



RSI (14, 70, 30, CLOSE, WILDERS, no) 43.0835 30 70



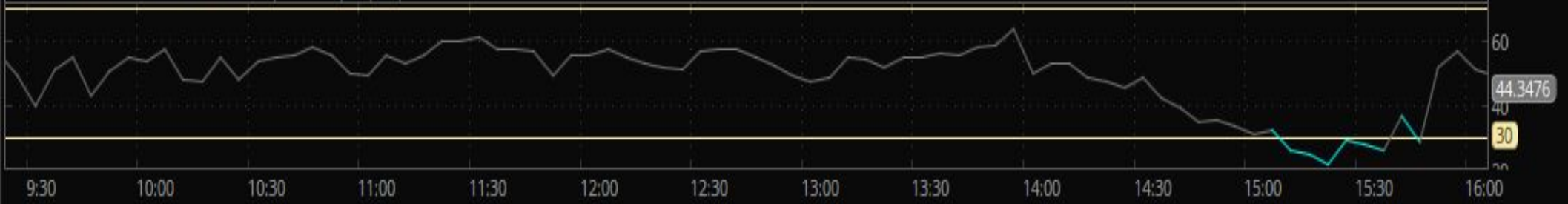
9:30 9:45 9:55 10:00 10:15 10:30 10:45 11:00

/MES 20 D 5m D: 8/17/20 6:50 AM O: 3371.75 H: 3372 L: 3370.25 C: 3371 R: 1.75 Volume 340

IB-Trade



RSI (14, 70, 30, CLOSE, WILDERS, no) 44.3476 30 70

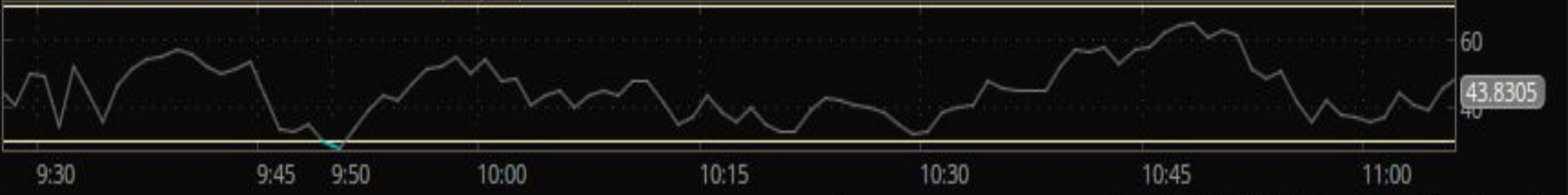


/MNQ 1 D 1m D: 8/14/20 9:38 AM O: 11195.75 H: 11198.5 L: 11184.5 C: 11197 R: 14 Volume 1,846



Finding a Bottom

RSI (14, 70, 30, CLOSE, WILDERS, no) 55.1379 30 70 Y: 85.6494





/MNQ

Micro E-mini Nasdaq-100 (SEP 20)

11145.75

-29.50
-0.26%

B: 11140.00
A: 11153.00

Net Pos: +2

Share

Info

Settings

Scale

1m

/MNQ 1 D 1m D: 8/14/20 9:38 AM O: 11195.75 H: 11198.5 L: 11184.5 C: 11197 R: 14 Volume 1,846



11225

11200

11175

11145.75

11125

11100

11075

Divergence

Lo: 11096

RSI (14, 70, 30, CLOSE, WILDERS, no) 55.1379 30 70 Y: 85.6494

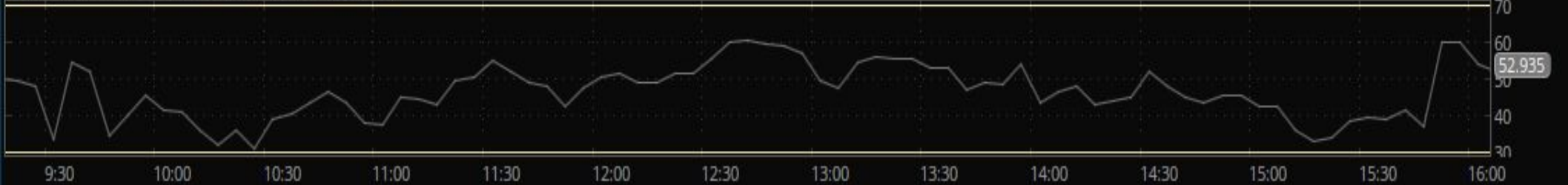
60

43.8305

9:30 9:45 9:50 10:00 10:15 10:30 10:45 11:00



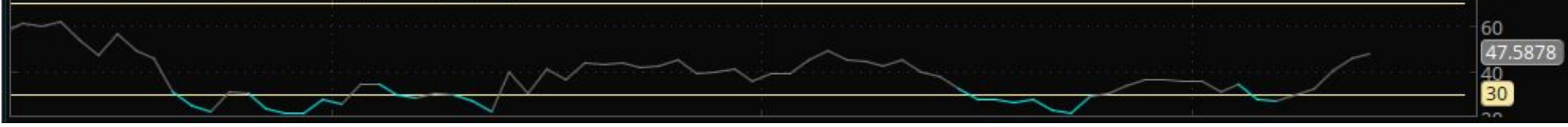
RSI (14, 70, 30, CLOSE, WILDERS, no) 52.935 30 70



/MES 20 D 1h D: 5/13/21, 9:00 AM O: 4069 H: 4077 L: 4068 C: 4071.75 R: 9 Volume 16,811



RSI (14, 70, 30, CLOSE, WILDERS, no) 47.5878 30 70



Fib Extension



Comparing SPX to /ES

SPX

Overnight risk

Multiplier 100

Greater Margin requirement

Ability to roll into later expirations

Cash settled

Commissions/Fees less expensive

/ES

No overnight risk (weekend exception)

Multiplier 50

Less Margin requirement

Rolling restricted to /ES contract

Futures contract settled

Commissions/Fees more expensive

SPX/ES Comparison - Same Contract Size, Delta (-11) & Width

Spread	Side	Qty	Symbol	Exp	Strike	Type	Price
VERTICAL	SELL	-1	SPX	31 OCT 22 (Weeklys)	3840	PUT	.80
	BUY	+1	SPX	31 OCT 22 (Weeklys)	3830	PUT	CREDIT
Break Even Stock Prices				3839.20			
Max Profit				\$80.00			
Max Loss				\$920.00 (not including possible dividend risk)			
Cost of Trade including commissions + fees				credit \$80.00 - \$1.00 - \$1.16 = credit \$77.84			
Buying Power Effect				(\$921.00)			

Spread	Side	Qty	Symbol	Exp	Strike	Type	Price
VERTICAL	SELL	-1	/ESZ22 1/50 OCT 22 (EOM)	/EWV22 (EOM)	3860	PUT	1.10
	BUY	+1	/ESZ22 1/50 OCT 22 (EOM)	/EWV22 (EOM)	3850	PUT	CREDIT
Break Even Stock Prices				3858.90			
Max Profit				\$55.00			
Max Loss				\$445.00 (not including possible dividend risk)			
Cost of Trade including commissions + fees				credit \$55.00 - \$2.50 - \$1.14 = credit \$51.36			
Buying Power Effect				(\$506.00)			

52% Additional Premium

82% Additional Buying Power Required

SPX/ES Comparison - Same Contract Size, Delta (-11) & Additional Width

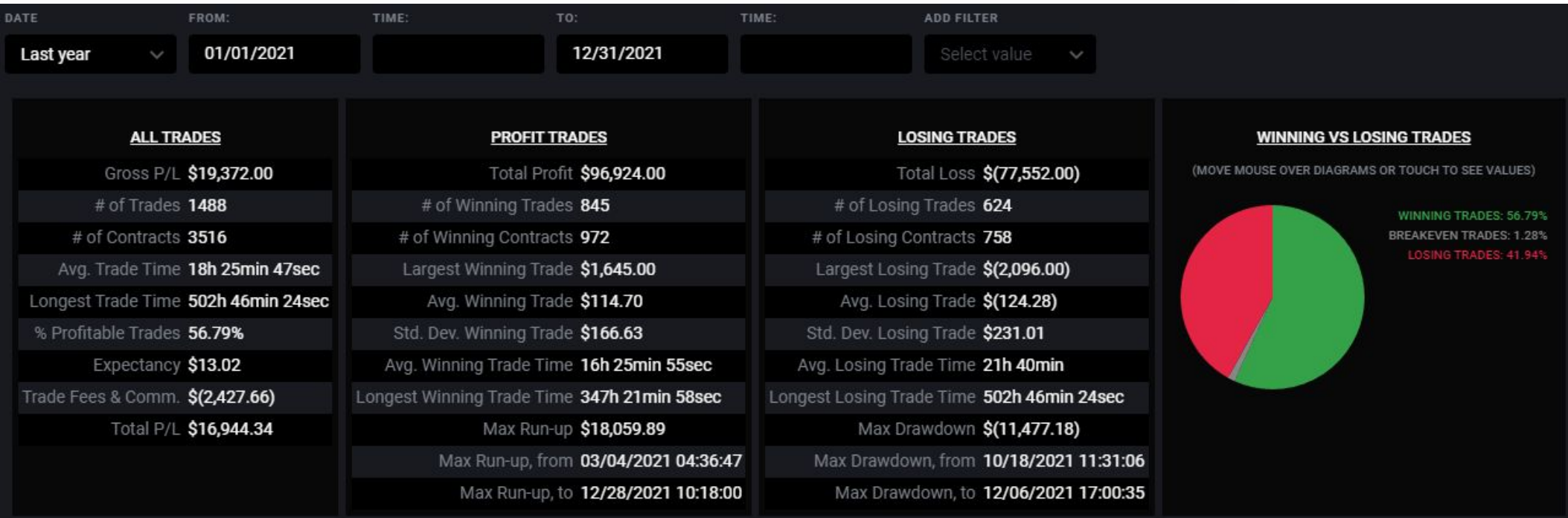
Spread	Side	Qty	Symbol	Exp	Strike	Type	...	Price
VERTICAL	SELL	-1	SPX	31 OCT 22 (Weeklys)	3840	PUT		.80
	BUY	+1	SPX	31 OCT 22 (Weeklys)	3830	PUT		CREDIT
Break Even Stock Prices				3839.20				
Max Profit				\$80.00				
Max Loss				\$920.00 (not including possible dividend risk)				
Cost of Trade including commissions + fees				credit \$80.00 - \$1.00 - \$1.16 = credit \$77.84				
Buying Power Effect				(\$921.00)				

2% Additional Premium

21% Additional Buying Power Required

Spread	Side	Qty	Symbol	Exp	Strike	Type	...	Price
VERTICAL	SELL	-1	/ESZ22 1/50 OCT 22 (EOM)	/EWV22 (EOM)	3860	PUT		1.60
	BUY	+1	/ESZ22 1/50 OCT 22 (EOM)	/EWV22 (EOM)	3845	PUT		CREDIT
Break Even Stock Prices				3858.40				
Max Profit				\$80.00				
Max Loss				\$670.00 (not including possible dividend risk)				
Cost of Trade including commissions + fees				credit \$80.00 - \$2.50 - \$1.14 = credit \$76.36				
Buying Power Effect				(\$762.00)				

Micro Futures Performance



July 2023 Performance

- SPX 0 DTE \$893, YTD: \$8,958
- SPX 7 DTE \$2,154, YTD: \$11,410
- SPX Monthly \$614, YTD: \$2,644
- /ES Options on Futures \$3,790, YTD: \$12,774
- Micro Futures 15 Trades 8 Wins, 7 Losses, \$152, May - Current: \$854
- Premium Trades 38 Trades 22 wins 16 losses, \$1,252
- IKE's Futures 18 Trades 14 wins 4 losses, \$1383



YES

Would you like to follow our trades while you learn using the our short term strategies I've outlined so you can be a consistently profitable trader?

One: Interested in learning new strategies

Two: Desire to see your account grow month after month

Three: Find the right strategy that provides consistent trading results



► Time to Break the Barriers!

Will you keep doing what you're doing and **hope** that one day something will stick?



No Quit Attitude
Commitment
Discipline
Having an Edge

Will you finally **take the steps** that will get you to the place you want to be and **THAT WORKS!**





SUCCESS



SOS Trade Alerts

SOS Trade Alerts are instant trade notifications sent directly to a phone or computer that announce high probability options and futures trades for those who are seeking to generate consistent income and more dependable returns from their trades.



SOS Trade Alerts

Whether you're just getting started or already successful and ready to expand your strategies, SOS Trade Alerts will help you trade at your highest level. It's designed to transform your trading from uncertain to predictable and teach you how to generate consistent returns.

Live chat and.. Subscriber Chat Groups

Pinned message
If you are interested in \$.35 options commissions for accounts greater than \$5k, ope...

I think it's the rang

IKE admin
Correct....we don't expect Mr. VIX to tell us that. 3:17 PM

Today has been short covering..... 3:18 PM

lots of corrective overlap...price goes up and falls back into range 3:18 PM

ES needs to take out 4112.5...until then pressure remains down 3:19 PM

IKE admin
Chart Review in ES Chart Room 3 55 3:51 PM

SOS Trader Lounge ended the video chat (6 hours)

Al Losada
Ah okay... 21 OCT 22 SPX 3670/3660 PUT 0.850 -2 0.8... 7:42 PM
Al, how do I know when you open a new trade?

You should be alerted. Make sure the channels are r

IKE admin
Tomorrow's Stock Picks are posted. 10:26 PM

Jerry
IKE
Tomorrow's Stock Picks...
Sorry, where at? 10:51 PM

August 30

Chona Tuason joined the group via invite link

IKE admin
Jerry
Sorry, where at?
Jerry, there is a separate service Stock Picks. The service offers Daily Stocks Picks, a monthly watchlist, and 5 model portfolios. The price is \$29 per month or \$299 per year. You can pm me for additional details. 6:17 AM

Pinned message
SOS Subscriber Trades Chat group is to share trades that our subs

trying to close for 0.10 2:34 PM

ILOVEOPTIONS
SELL -1 VERTICAL SPX 100 (Weeklys) 29 AUG 22 4000/3990 closed +0.55 BOT +1 VERTICAL SPX 100 (Weeklys) 29 AUG 22 4000/3990 PUT @.10 CBOE

carl m
Hindsight, guess I could be closing for more profit but oh w Keep it honest for now

Azhar Pasha
Are we bullish for tomorrow guys? 2:58 PM

Paul H
First closed-In of the day: BOT +1 SPX 100 (Weeklys) 29 AUG 22 4045 PUT @4.40 and closed-in SOLD -1 SPX 100 (Weeklys) 29 AUG 22 4040 PUT @4.60 CBOE

ILOVEOPTIONS
Azhar Pasha
Are we bullish for tomorrow gu...
I am neutral to bearish..... 2:59 PM

carl m
About +450 for the day, with no last minute fireworks. Decli dip back in .

IC would of expired with about 350 in profits give or take to

ILOVEOPTIONS

consolidating day.....

Paul H
Paul H
First closed-In of the day: B...
100% ITM nice winner 4:01 PM

Pinned message
Hi all, in order to ensure conversations in the SOS Trade Chat channel are not cluttere...

Additionally, everyone should have caught the bear spread by now.

Aron C
@al_losada - what is the SPX level you look to defend or roll out that 4205/4220 CCS position as today has been straight up green 10:03 AM

Man, you are early to the punch! 10:03 AM

Mason Robinson
Al Losada
The market opened at 4158.75 and went down after I placed my...
Oh ok, so this was in regards to those four minutes between the open and the 9:34 low of 4147.5. That makes sense, I missed those first 4 minutes so I was a little confused as it's only moved up from the 9:34... 10:03 AM

Yessir! 10:04 AM

Aron C
Al Losada
Man, you are early to the punch! 10:04 AM

I know, I need to learn patience... but I like to be prepared, I have to juggle lot of things in the day 10:04 AM

For 0 DTE you must be prepared during the first 10 mins or less or else you may miss the trade. Yesterday was a good example and today was a good example for the bull spread. 10:05 AM

Aron C
I know, I need to learn patience... but I like to be prepared, I hav...
Got it... I will looking at 10 points below the short strike but may be more patient since it is a low probability that the market closes above 4200 today. 10:08 AM

Aron C
Al Losada
Got it... I will looking at 10 points below the short strike but may...
thanks... I took the 4200/4215 position at 0.5 as I couldn't get over 0.5 for the 4205 setup.... I did add additional contracts at \$1.4 on that strike so my ave price is .95

Channels for Trade Alerts

Pinned message
Credit spreads capital requirements that I use: For every \$10k of margin I limit my po...

Potential Bull Credit Spread
Spread 1:
SELL -5 VERTICAL SPX 100 (Weeklys) 29 AUG 22 3960/3950 PUT @.60 LMT
Spread 2:
SELL -5 VERTICAL SPX 100 (Weeklys) 29 AUG 22 3965/3955 PUT @.70 LMT

Potential Iron Condor:
SELL -5 IRON CONDOR SPX 100 (Weeklys) 29 AUG 22 4090/4100/3965/3955 CALL/PUT @1.20 LMT

The potential trades above may or may not be taken by me since the pre-market may have moved before regular session. I post my trades shortly after the market opens. I look for premiums between .50 and .75. The lower risk premium spreads are listed as Spread 1 and the higher risk premium spreads are listed as Spread 2.

79 Al Losada, 8:53 AM

SOS 0 DTE Live Trades
STO -1 VERTICAL SPX 100 (Weeklys) 29 AUG 22 4085/4095 CALL @.50

89 IntegroBot, 9:32 AM

SOS 0 DTE Live Trades
STO -1 VERTICAL SPX 100 (Weeklys) 29 AUG 22 4085/4095 CALL @.50

88 IntegroBot, 9:33 AM

SOS 0 DTE Live Trades
STO -2 VERTICAL SPX 100 (Weeklys) 29 AUG 22 4085/4095 CALL @.50

87 IntegroBot, 9:34 AM

SOS 0 DTE Live Trades
STO -1 VERTICAL SPX 100 (Weeklys) 29 AUG 22 4085/4095 CALL @.50

87 IntegroBot, 9:35 AM

SOS 0 DTE Live Trades
STO -5 VERTICAL SPX 100 (Weeklys) 29 AUG 22 3965/3955 PUT @.55

87 IntegroBot, 9:36 AM

SOS 0 DTE Live Trades
All trades will expire worthless

61 Al Losada, 3:55 PM

SOS 0 DTE Live Trades
29 Aug 22 SPX 3965/3955 PUT 0.55 -5 0.55 \$272.01
29 Aug 22 SPX 4085/4095 CALL 0.50 -5 0.50 \$247.01
Daily Total Premium P/L 1.05 Total 2 Trade(s) Trade P/L \$519.02
Running Total Premium P/L 146.72 Total 842 Trade(s) Trade P/L \$9,373.47

51 IntegroBot, 5:10 PM

Pinned message
Credit spreads capital requirements that I use: For every \$10k of margin I limit my po...

SOS 7 DTE Live Trades
OPEN POSITION
The following positions are sorted by Expiration Date:

Trade 390-1: 2022-08-25
-1 SPX(Weekly) 29 AUG 22 4045/4030 PUT @1.20

Trade 383-3: 2022-08-19
-3 SPX(Weekly) 30 AUG 22 4125/4085 PUT @1.65 avg cost

Trade 381-2: 2022-08-18
-1 SPX(Weekly) 29 AUG 22 4130/4120 PUT @0.70

Trade 389: 2022-08-25
-2 SPX(Weekly) 30 AUG 22 4020/4010 PUT @0.80

Trade 391: 2022-08-26 From 0DTE roll
-5 SPX(Weekly) 30 AUG 22 4105/4080 PUT @0.95

76 Ken, 12:06 PM

SOS 7 DTE Live Trades
Rolling trade 381

74 Al Losada, 12:43 PM

SOS 7 DTE Live Trades
SELL -1 VERT ROLL SPX 100 (Weeklys) 31 AUG 22/29 AUG 22 4090/4075/4130/4120 PUT @.10 LMT

74 Al Losada, 12:43 PM

SOS 7 DTE Live Trades
Had to change the strikes

73 Al Losada, 12:47 PM

SOS 7 DTE Live Trades
Trade Date: 2022-08-29T16:46:55.000Z
Trade: STO -1 VERT ROLL SPX 100 (Weeklys) 31 AUG 22/29 AUG 22 4095/4080/4130/4120 PUT @.00

73 IntegroBot, 12:47 PM

SOS 7 DTE Live Trades
Rolling trade 390

72 Al Losada, 1:00 PM

SOS 7 DTE Live Trades
Trade Date: 2022-08-29T17:00:03.000Z
Trade: STO -1 VERT ROLL SPX 100 (Weeklys) 30 AUG 22/29 AUG 22 4030/4015/4045/4030 PUT @.30

74 IntegroBot, 1:00 PM

SOS 7 DTE Live Trades
OPEN POSITION
The following positions are sorted by Expiration Date:

Trade 390-2: 2022-08-25
-1 SPX(Weekly) 29 AUG 22 4045/4030 PUT @1.20

Pinned message
Credit spreads capital requirements that I use: For every \$10k of margin I limit my po...

Running Total Premium P/L 59.476 Total 236 Trade(s) Trade P/L \$57,359.81

87 IntegroBot, 5:10 PM

SOS Monthly Expiration Trades
Open Positions:

Trade 87: 2022-08-22
-1 SPX(AM) 16 SEP 22 3860/3850 PUT @0.85

Trade 67-5: 2021-12-28
-5 SPX(AM) 16 SEP 22 4380/4360 PUT @2.10

Trade 295-24, 296-18: 2022-01-04 -- Rolled From 7DTE
-10 SPX(AM) 16 SEP 22 4525/4460 PUT @-6.20

Trade 88: 2022-08-23 - BTO
+1 BUTTERFLY SPX(AM) 16 SEP 22 3845/3840/3825 PUT @-.80

110 Ken, edited 5:50 PM

August 25

SOS Monthly Expiration Trades
STO -2 VERTICAL SPX 100 21 OCT 22 AM 3670/3660 PUT @.85

117 IntegroBot, 9:54 AM

SOS Monthly Expiration Trades
Open Positions:

Trade 87: 2022-08-22
-1 SPX(AM) 16 SEP 22 3860/3850 PUT @0.85

Trade 67-5: 2021-12-28
-5 SPX(AM) 16 SEP 22 4380/4360 PUT @2.10

Trade 295-24, 296-18: 2022-01-04 -- Rolled From 7DTE
-10 SPX(AM) 16 SEP 22 4525/4460 PUT @-6.20

Trade 88: 2022-08-23 - BTO
+1 BUTTERFLY SPX(AM) 16 SEP 22 3845/3840/3825 PUT @-.80

Trade 89: 2022-08-25
-2 SPX(AM) 21 OCT 22 3670/3660 PUT @0.85

120 Ken, 10:13 AM

SOS Monthly Expiration Trades
21 OCT 22 SPX 3670/3660 PUT 0.850 -2 0.850 \$167.51
Daily Total Premium P/L 0.85 Total 1 Trade(s) Trade P/L \$167.51
Running Total Premium P/L 60.326 Total 237 Trade(s) Trade P/L \$57,527.32

147 IntegroBot, 5:10 PM



Matt Lennarz

▶ **Trader Success Story**

"Al's Options Trading platform has been the foundation for my Iron Condor trading. The insight his service provides has both earned me double digit returns and saved me from making poor trades... both critical to options trading success!"



Luke Chittick

▶ Trader Success Story

"I've been active in the market since 2013. I've joined a ton of different newsletters and alert services. Hands down... Al's service is the best I've been a part of! I haven't lost money on any of the trade alerts Al's posted and I've been a part of his service for almost a year!"



M E Drane

▶ **Trader Success Story**

"Al, I've spent thousands on programs and I've lost thousands trading using those programs. I've learned along the way, but I want you and IKE to know your program is great. Your attitude is great. The community is great. Your training is great and your trading system is great! Thank You for all you do."



Russ Wood

▶ **Trader Success Story**

Following Al's lead, I turned a \$7,000 account into a \$26,000 account trading 2 to 3 contracts since January 20th, 2023.



Ted

▶ Trader Success Story

"I subscribe to Al's micro futures trades & have consistently made money every month following his alerts. I've learned a lot from Al about longer-term patterns in the market and I'm sure I will follow his trades for many years to come!"

► My Guarantee!

Subscribe for one month and lose money by following my trades, I will refund your subscription amount x 1.25!

Our Subscriptions

Waitlist

Free

Free Trade Alerts

- ✓ Options Trade Alerts on potential trades, including entry and exit points
- ✓ Live Pre-Market open briefing videos
- ✓ Direct chat Access to me (AI) and IKE
- ✓ Access to a community of other options traders like you
- ✓ Answers to options-related questions and trades

Join The Waitlist to
Get Free Trade Alerts

Swing Trader

\$59/M ~~\$79/M~~

Special Waitlist Price

Minimum Screen Time

- ✓ Monthly Expiration Alert
- ✓ Subscriber Trade Alerts
- ✓ 0-DTE Alert
- ✓ 7-DTE Alert
- ✓ Premium Trades
- ✓ Futures Alert
- ✓ Traders Chat
- ✓ 125% Money Back Guarantee
- ✓ Waitlist Price: \$59/Mo

Join The Waitlist

Day Trader

\$99/M ~~\$119/M~~

Special Waitlist Price

Most Popular

- ✓ Monthly Expiration **Alert**
- ✓ **Subscriber Trade Alerts**
- ✓ **0 DTE Alert**
- ✓ 7 DTE Alert
- ✓ Spec Alert
- ✓ Futures Alert
- ✓ Traders Chat
- ✓ 125% Money Back Guarantee
- ✓ Waitlist Price: \$99/Mo

Join The Waitlist

Full time Trader

\$129/M ~~\$149/M~~

Special Waitlist Price

Includes Spec & Futures

- ✓ Monthly Expiration Alert
- ✓ Subscriber Trade Alerts
- ✓ 0 DTE Alert
- ✓ 7 DTE Alert
- ✓ ES Options on Futures
- ✓ Premium Trades
- ✓ Live Trade Rooms
- ✓ Futures Alert
- ✓ Traders Chat
- ✓ Traders Education Portal
- ✓ 125% Money Back Guarantee
- ✓ Waitlist Price: \$129/Mo

Join The Waitlist

► This is For You if...

- You want to learn a step by step process to gain income in a market that goes up and down
- You want to finally break the series of losses and account drains
- You want to earn consistent income that sets you apart from other traders



► What You Get and Have Access to...

- \$20 off when you subscribe to the waitlist
- A Professional Traders Chat group & Subscribers Trader Chat Group
- Training and Education Channel filled with great content
- Automated Signals within seconds of trade
- Trade entry fill price
- Price target after fill
- My Guarantee that you will make money!!

WIN



Al Losada's

SOS Trade Alerts

Generate Consistent Income from Options Trading

[Join SOS Trade Alerts](#)

[Member Login](#)

Wow. This has been outstanding. I am very glad I purchased this. The guidance is realistic and not "pie in the sky" BS like many of the programs I have reviewed. The risk is real and I know how to manage it now with a plan and have confidence that my trading will be consistent.

Patrick Connors

I have subscribed to your alert since November 18 2020 and just wanna say I enjoyed it very much and I learned so much from your knowledge. Your adjustment strategy is GOLD. My 7 dte and monthly account DTE grew from my initial capital 5000 usd to 10,000 usd as of now and I thank you for that.

Yulius Widjaja