

/ES OPTIONS ON FUTURES TRADES

HOW TO GENERATE CONSISTENT PROFITS TRADING ON
SAME DAY AND NEXT DAY OPTIONS ON
FUTURES

We will begin shortly!



► What You Can Expect

I am going to show you how you can make consistent **returns monthly**, based on margin capital at risk by **using high probability trades**, without taking large losses, and make those **returns month over month**.





- Understand the differences between SPX option trades and **options on futures trades**
- How to Identify **the strikes, strike prices and spread width** on /ES Futures options trades to increase your chances of profitability
- How To Identify intraday trade setups that yield **quick directional trades** in a trending market.
- The **Best Time To Trade 1 DTE**
- How best to **mitigate a 0 or 1 DTE** options on futures trade that is threatened

STAY WITH ME
UNTIL THE END

SOS SPECIAL BONUS

BONUS

REASON 01

You are interested in learning new strategies that will take your trading performance to the next level so you can finally leave the 9-5 career behind



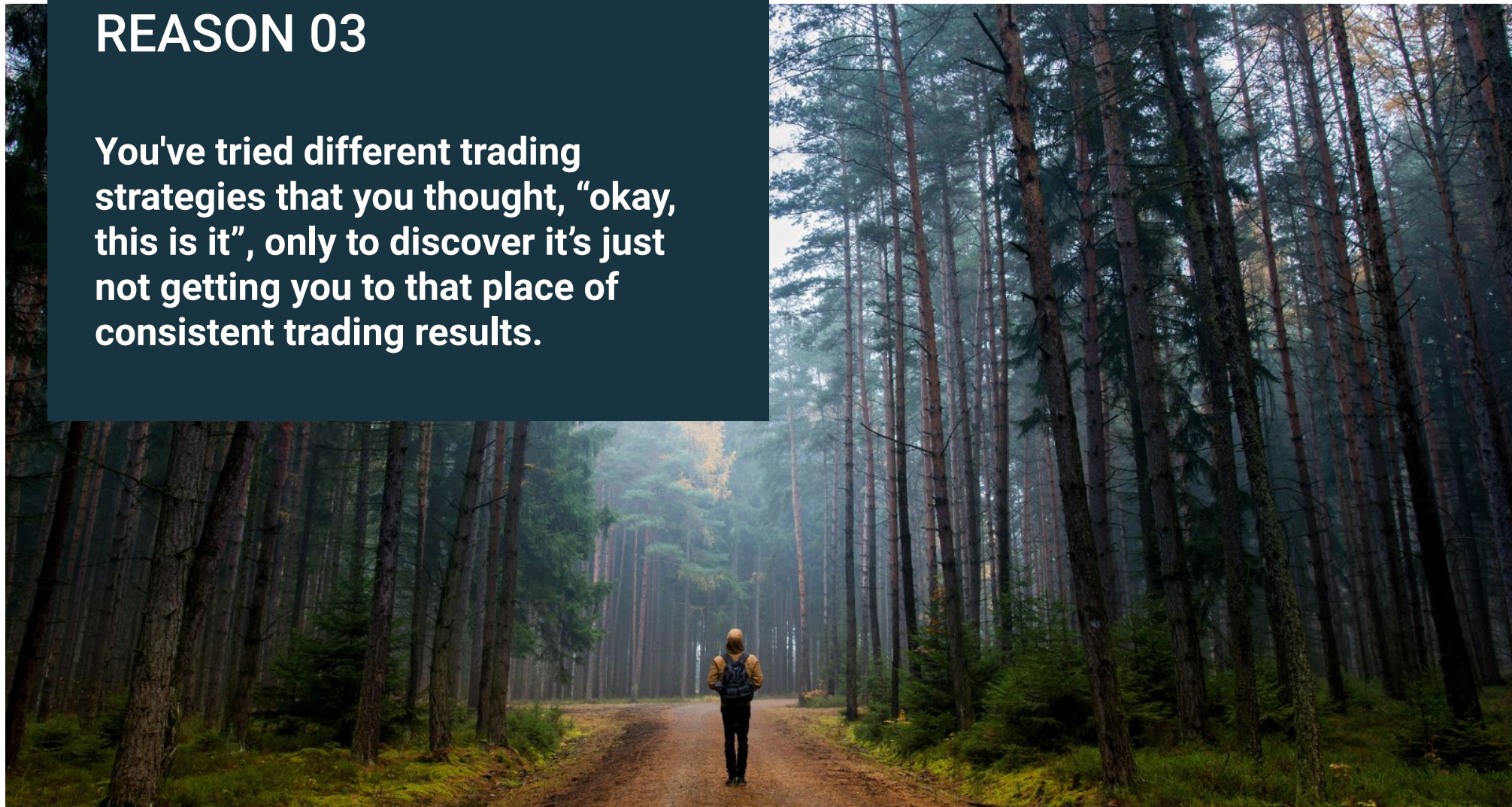
REASON 02

You've seen, heard about, read about others making money trading, and you know you can do it too but you're just not seeing your account grow fast enough based on your goals.



REASON 03

You've tried different trading strategies that you thought, "okay, this is it", only to discover it's just not getting you to that place of consistent trading results.





1: Interested in learning new strategies

2: Desire to see your account grow month after month

3: Find the right strategy that provides consistent trading results



► /ES Option Credit Spread - What is it?

- A credit spread has a combination of two puts or two calls where the put or call that is sold is more expensive than the put or call that is bought
- SELL -2 VERTICAL /ESZ22 1/50 NOV 22 (Monday) (Wk2) /E1AX22 3715/3700 PUT @1.25 (Bull Credit Spread)
- Selling the 3715 Put and Buying a 3700 Put
- Trade is considered to be a High Probability Trade

IMAGINE

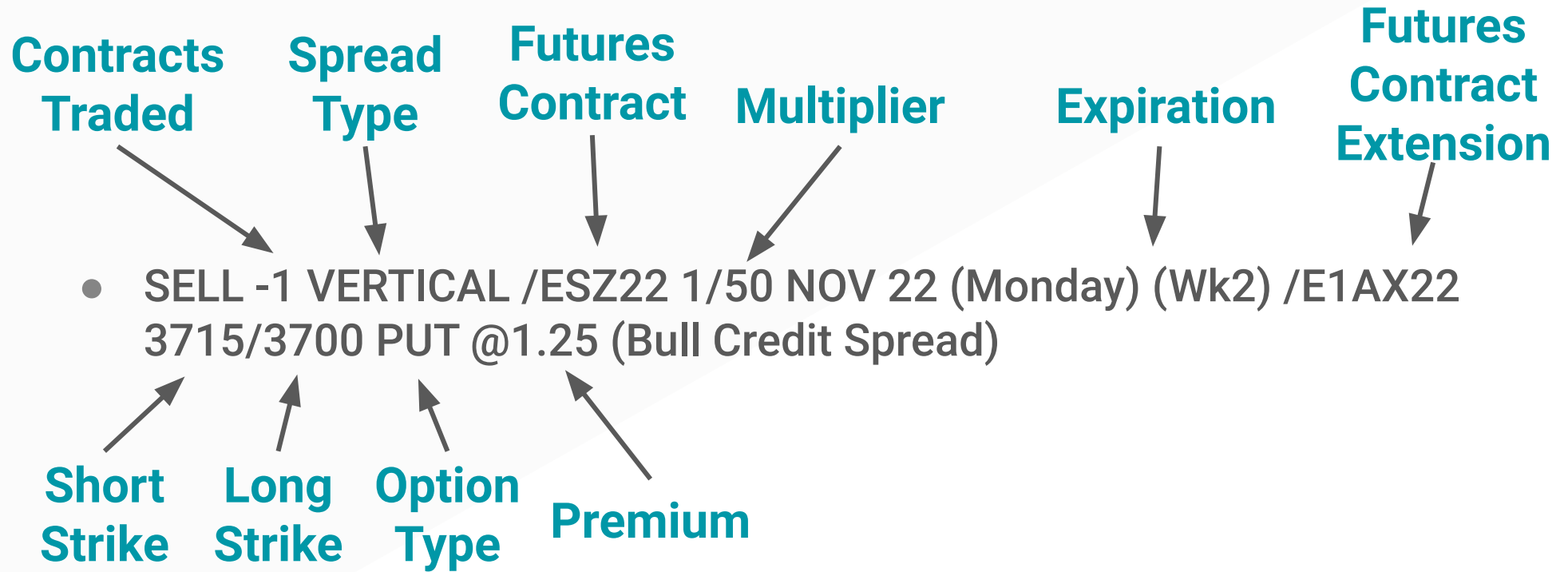
Imagine what it would feel like if most of your trades were winners month after month and it would be confirmed by watching the size of your account grow at the same time.





Becoming the trader that no longer takes large losses but consistently trades according to a proven trade plan that is profitable over time allowing you to grow your account month over month

► /ES Option Credit Spread Breakdown



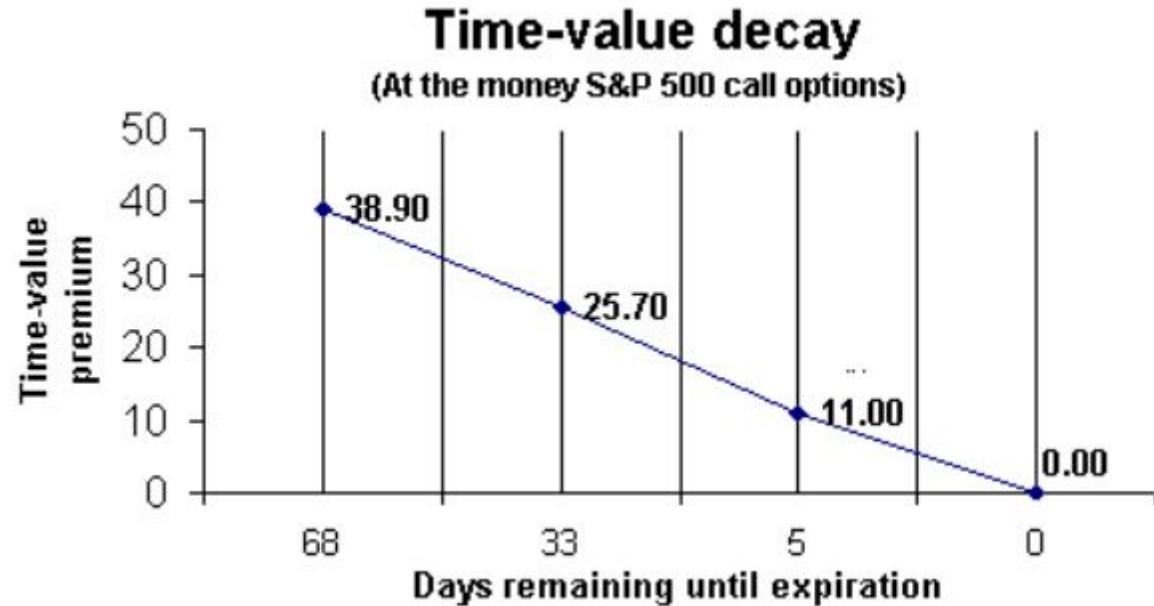
► /ES Credit Spread - Risk/Reward

- -1 29 AUG 22 3715/3700 PUT @1.25 (Bull Credit Spread)
- Risk/Reward is \$437.50/\$62.50
- Max loss is \$437.50 which is also the margin requirement



SPX Options Rate of Decay

- From 68 days to 33 days, the rate of decay is 34%
- From 33 days to 5 days, the rate of decay is 57%
- From 5 days to expiration the rate of decay is 100%



Profitability Factor One

Implied Volatility - The ideal setup is a market with volatility moving lower while in a trade. Placing the trade when volatility is high and then decreases, will significantly reduce the initial premium collected.

Profitability Factor Two

Theta - Which is one of the greeks and measures the rate of decline in the value of an option due to the passage of time.

Profitability Factor Three

Market direction - A market trending away from your position will cause the premium price to drop. If you enter this trade and the market moves against you or in the direction of the credit spread, you will see the premium price increase significantly but as long as it stays within an acceptable range, it will remain profitable

Next Topic: Risk Management Guidelines
& Daily Routines

Risk Management Guidelines & Daily Routines

Things you need to know



Risk Management



- Always trade with a plan
- Determine Max Loss and Risk/Reward before entering trade
- Trade no more than 20% (Credit Margin) of Trading Capital
- Do not allow more than a 2% loss/trade based on Trading Capital
- For highly trending market, position trades to follow the trend
- Size your trades to ensure emotions are not part of the decision making process - Trade small, trade often



Pre-market routine

- Review areas of support and resistance
- Review US Dollar (\$DXY) for price action that can move the SPX
- Review 10 Year Treasury (TNX) Rates for price action that can move the SPX
- Review /ES (Futures) Trending Direction
- Review VIX level and Change
- Determine Credit Spread Positions and Save in TOS



Post Market Routine

- Determine if rules were broken and why
- Determine if risk was within acceptable levels especially for wins
- Determine if losses were within acceptable ranges
- Determine tweaks if adjustment to trading plan is necessary
- Update trade journal with findings



Pattern Day Trader

- **What is it** - the buying and selling or selling and buying the same security on the same day and initiates days trades three or more times in any five consecutive business day period
- **What can happen** - If your account value is **below \$25k**, your account can be restricted to only selling current holdings

Pattern Day Trader

How to avoid being flagged as a PDT Account:

- Limit trades to one trade, three days/week
- Manage trades from multiple accounts
- Trade wide Iron Condors and allow them to expire
- Trade Options on Futures Spreads since it is not subject to PDT Restrictions



Trade Strategy - Options on Futures Trades

The real fun begins!!!



Comparing SPX to /ES

SPX

Overnight risk

Multiplier 100

Greater Margin requirement

Ability to roll into later expirations

Cash settled

Commissions/Fees less expensive

/ES

No overnight risk (weekend exception)

Multiplier 50

Less Margin requirement

Rolling restricted to /ES contract

Futures contract settled

Commissions/Fees more expensive

SPX/ES Comparison - Same Contract Size, Delta (-11) & Width

Spread	Side	Qty	Symbol	Exp	Strike	Type	Price
VERTICAL	SELL	-1	SPX	31 OCT 22 (Weeklys)	3840	PUT	.80
	BUY	+1	SPX	31 OCT 22 (Weeklys)	3830	PUT	CREDIT
Break Even Stock Prices				3839.20			
Max Profit				\$80.00			
Max Loss				\$920.00 (not including possible dividend risk)			
Cost of Trade including commissions + fees				credit \$80.00 - \$1.00 - \$1.16 = credit \$77.84			
Buying Power Effect				(\$921.00)			

52% Additional Premium

82% Additional Buying Power Required

Spread	Side	Qty	Symbol	Exp	Strike	Type	Price
VERTICAL	SELL	-1	/ESZ22 1/50 OCT 22 (EOM)	/EWV22 (EOM)	3860	PUT	1.10
	BUY	+1	/ESZ22 1/50 OCT 22 (EOM)	/EWV22 (EOM)	3850	PUT	CREDIT
Break Even Stock Prices				3858.90			
Max Profit				\$55.00			
Max Loss				\$445.00 (not including possible dividend risk)			
Cost of Trade including commissions + fees				credit \$55.00 - \$2.50 - \$1.14 = credit \$51.36			
Buying Power Effect				(\$506.00)			

▶ **SPX/ES Comparison - Same Contract Size,
Delta (-11) & Additional Width**

Spread	Side	Qty	Symbol	Exp	Strike	Type	Price
VERTICAL	SELL	-1	SPX	31 OCT 22 (Weeklys)	3840	PUT	.80
	BUY	+1	SPX	31 OCT 22 (Weeklys)	3830	PUT	CREDIT
Break Even Stock Prices				3839.20			
Max Profit				\$80.00			
Max Loss				\$920.00 (not including possible dividend risk)			
Cost of Trade including commissions + fees				credit \$80.00 - \$1.00 - \$1.16 = credit \$77.84			
Buying Power Effect				(\$921.00)			

2% Additional Premium

21% Additional Buying Power Required

Spread	Side	Qty	Symbol	Exp	Strike	Type	Price
VERTICAL	SELL	-1	/ESZ22 1/50 OCT 22 (EOM)	/EWV22 (EOM)	3860	PUT	1.60
	BUY	+1	/ESZ22 1/50 OCT 22 (EOM)	/EWV22 (EOM)	3845	PUT	CREDIT
Break Even Stock Prices				3858.40			
Max Profit				\$80.00			
Max Loss				\$670.00 (not including possible dividend risk)			
Cost of Trade including commissions + fees				credit \$80.00 - \$2.50 - \$1.14 = credit \$76.36			
Buying Power Effect				(\$762.00)			

Entry/Exit/Threatened

- **Entry**

- Enter spreads within the first hour of the overnight session using a 15 wide spread
- After profit is taken, confirm tops or bottoms and reenter trade
- Premium should be between \$1.15 - 1.40 (Delta 6 - 8)

- **Exit - Take Profit**

- \$.10
- Expiration

- **Exit - Trade Threatened**

- Use a 3X short strike stop loss
- Roll trade using a condor within 20 points of a breach with a possible increase in width
- Close threatened trade and open a new trade with a net credit

/ES Trades

Honing in on the best trade
opportunities

Recent Trades

Nov 7th - Nov 13th

SOLD -3 VERTICAL /ESZ23 1/50 NOV 23 (Wednesday) (Wk2) /E2CX23 4430/4445 CALL @1.20	1.20
BOT +3 VERTICAL /ESZ23 1/50 NOV 23 (Wednesday) (Wk2) /E2CX23 4430/4445 CALL @.90	.30
SOLD -3 VERTICAL /ESZ23 1/50 NOV 23 (Wednesday) (Wk2) /E2CX23 4425/4440 CALL @1.05	1.35
SOLD -3 VERTICAL /ESZ23 1/50 NOV 23 (Wednesday) (Wk2) /E2CX23 4355/4340 PUT @1.00	2.35
BOT +3 VERTICAL /ESZ23 1/50 NOV 23 (Wednesday) (Wk2) /E2CX23 4355/4340 PUT @.20	2.15
BOT +3 VERTICAL /ESZ23 1/50 NOV 23 (Wednesday) (Wk2) /E2CX23 4425/4440 CALL @.20	1.95
SOLD -3 VERTICAL /ESZ23 1/50 NOV 23 (Thursday) (Wk2) /E2DX23 4420/4435 CALL @1.15	3.10
BOT +3 VERTICAL /ESZ23 1/50 NOV 23 (Thursday) (Wk2) /E2DX23 4420/4435 CALL @.10	3.00
SOLD -3 VERTICAL /ESZ23 1/50 NOV 23 (Monday) (Wk3) /E2AX23 4380/4365 PUT @1.10	4.10
BOT +3 VERTICAL /ESZ23 1/50 NOV 23 (Monday) (Wk3) /E2AX23 4380/4365 PUT @.10	4.00
BOT +3 VERTICAL /ESZ23 1/50 NOV 23 (Monday) (Wk3) /E2AX23 4455/4470 CALL @.10	3.90

← 5:00 AM 11/1/2022 to 3:00PM →

3930



**Total return
-fees/commissions
\$-265**

5:28 AM SOLD -2 3980/3995 CALL @.60

7:32 AM SOLD -2 3855/3840 PUT @.70

8:24 AM BOT +2 3980/3995 CALL @.95

1:39 PM BOT +2 3855/3840 PUT @3.00

3850

9:30 11/3/2022 to 5:00 11/3/22

Total return
-fees/commissions
\$285



10:15 AM BOT +2 3660/3645 PUT @.10

10:16 AM SOLD -2 3730/3715 PUT @1.10

4:01 PM BOT +2 3695/3680 PUT @.60

3:41 PM SOLD -2 3695/3680 PUT @1.20

3:35 PM BOT +2 3730/3715 PUT @.05

3:24 PM SOLD -2 3660/3645 PUT @1.30

3800

3710

11/8/22 6:07 PM to 11/9/22 5:00 PM



**Total return
-fees/commissions
\$35**

6:07 PM SOLD -1 3760/3745 PUT @1.30

3:58 AM SOLD -1 3910/3925 CALL @1.05

9:57 AM NOT +1 3910/3925 CALL @.10

10:25 AM SOLD -1 3870/3885 CALL @1.05

12:46 PM BOT +1 3870/3885 CALL @.10

4:00 PM BOT 1.0 /ESZ22:XCME @3760.0
upon Assignment 1.0 3760 PUT

4:07 SOLD -1 /ESZ22:XCME @3757.50

3840

3750

4:00 PM 11/9/2022 to 8:30 11/10/22

Total return
-fees/commissions
\$25



12:35 AM SOLD -1 3895/3910 CALL @1.25

7:34 AM BOT +1 3895/3910 CALL @1.10

8:06 AM BOT +1 3635/3620 PUT @.95

6:34 PM SOLD -1 3635/3620 PUT @1.30

3770

3750

← 11/10/22 8:35 AM to 5:00 PM →

Total return
-fees/commissions
\$82.50



9:46 AM SOLD -1 3815/3800 PUT @1.20

11:31 AM BOT +1 3815/3800 PUT @.10

12:16 PM SOLD -1 3840/3825 PUT @1.00

3:19 PM BOT +1 3840/3825 PUT @.45

3970

3850

← 11/10/22 8:35 AM to 11/11/22 5:00 PM →

Total return
-fees/commissions
\$137.50



7:41 PM SOLD -1 4040/4055 CALL @1.05

7:40 PM SOLD -1 3885/3870 PUT @1.30

9:39 AM BOT +1 4040/4055 CALL @.35

10:21 AM BOT +1 3885/3870 PUT @.10

11:21 AM SOLD -1 3925/3910 PUT @.85

5:04 PM EXPIRED +1 3925/3910 PUT

4010

3946

Recent Trades

Nov 7th - Nov 13th

SOLD -3 VERTICAL /ESZ23 1/50 NOV 23 (Wednesday) (Wk2) /E2CX23 4430/4445 CALL @1.20	1.20
BOT +3 VERTICAL /ESZ23 1/50 NOV 23 (Wednesday) (Wk2) /E2CX23 4430/4445 CALL @.90	.30
SOLD -3 VERTICAL /ESZ23 1/50 NOV 23 (Wednesday) (Wk2) /E2CX23 4425/4440 CALL @1.05	1.35
SOLD -3 VERTICAL /ESZ23 1/50 NOV 23 (Wednesday) (Wk2) /E2CX23 4355/4340 PUT @1.00	2.35
BOT +3 VERTICAL /ESZ23 1/50 NOV 23 (Wednesday) (Wk2) /E2CX23 4355/4340 PUT @.20	2.15
BOT +3 VERTICAL /ESZ23 1/50 NOV 23 (Wednesday) (Wk2) /E2CX23 4425/4440 CALL @.20	1.95
SOLD -3 VERTICAL /ESZ23 1/50 NOV 23 (Thursday) (Wk2) /E2DX23 4420/4435 CALL @1.15	3.10
BOT +3 VERTICAL /ESZ23 1/50 NOV 23 (Thursday) (Wk2) /E2DX23 4420/4435 CALL @.10	3.00
SOLD -3 VERTICAL /ESZ23 1/50 NOV 23 (Monday) (Wk3) /E2AX23 4380/4365 PUT @1.10	4.10
BOT +3 VERTICAL /ESZ23 1/50 NOV 23 (Monday) (Wk3) /E2AX23 4380/4365 PUT @.10	4.00
BOT +3 VERTICAL /ESZ23 1/50 NOV 23 (Monday) (Wk3) /E2AX23 4455/4470 CALL @.10	3.90

2023 Performance

Jan 2023	-\$176.08
Feb 2023	\$897.63
Mar 2023	\$2,631.16
Apr 2023	-\$2,288.10
May 2023	\$1,073.22
Jun 2023	-\$1,745.82
Jul 2023	\$1,637.16
Aug 2023	\$1,012.08
Sep 2023	-\$318.54
Oct 2023	-\$266.22
Nov 2023	\$1,185.18

2022	\$3,296.65
2023	\$3,641.67

A stack of white sticky notes is shown, with the top note prominently displaying the word "YES" in large, bold, black capital letters. The notes are slightly overlapping and fanned out, creating a sense of depth. The background is a dark, solid color, likely a dark blue or black, which makes the white notes stand out.

YES

Would you like to follow our trades while you learn using the our short term strategies I've outlined so you can be a consistently profitable trader?

One: Interested in learning new strategies

Two: Desire to see your account grow month after month

Three: Find the right strategy that provides consistent trading results



► Time to Break the Barriers!

Will you keep doing what you're doing and **hope** that one day something will stick?



No Quit Attitude
Commitment
Discipline
Having an Edge

Will you finally **take the steps** that will get you to the place you want to be and **THAT WORKS!**





SUCCESS



SOS Trade Alerts

SOS Trade Alerts are instant trade notifications sent directly to a phone or computer that announce high probability options and futures trades for those who are seeking to generate consistent income and more dependable returns from their trades.



SOS Trade Alerts

Whether you're just getting started or already successful and ready to expand your strategies, SOS Trade Alerts will help you trade at your highest level. It's designed to transform your trading from uncertain to predictable and teach you how to generate consistent returns.

Live chat and.. Subscriber Chat Groups

Pinned message
If you are interested in \$.35 options commissions for accounts greater than \$5k, ope...

I think it's the rang

IKE admin
Correct....we don't expect Mr. VIX to tell us that. 3:17 PM

Today has been short covering..... 3:18 PM

lots of corrective overlap...price goes up and falls back into range 3:18 PM

ES needs to take out 4112.5...until then pressure remains down 3:19 PM

IKE admin
Chart Review in ES Chart Room 3 55 3:51 PM

SOS Trader Lounge ended the video chat (6 hours)

Al Losada
Ah okay... 21 OCT 22 SPX 3670/3660 PUT 0.850 -2 0.8... 7:42 PM

Al, how do I know when you open a new trade?

You should be alerted. Make sure the channels are r

IKE admin
Tomorrow's Stock Picks are posted. 10:26 PM

Jerry
Tomorrow's Stock Picks...
Sorry, where at? 10:51 PM

August 30

Chona Tuason joined the group via invite link

IKE admin
Jerry, there is a separate service Stock Picks. The service offers Daily Stocks Picks, a monthly watchlist, and 5 model portfolios. The price is \$29 per month or \$299 per year. You can pm me for additional details. 6:17 AM

Pinned message
SOS Subscriber Trades Chat group is to share trades that our subs

trying to close for 0.10 2:34 PM

ILOVEOPTIONS
SELL -1 VERTICAL SPX 100 (Weeklys) 29 AUG 22 4000/3990 closed +0.55 BOT +1 VERTICAL SPX 100 (Weeklys) 29 AUG 22 4000/3990 PUT @.10 CBOE

carl m
Hindsight, guess I could be closing for more profit but oh w Keep it honest for now

Azhar Pasha
Are we bullish for tomorrow guys? 2:58 PM

Paul H
First closed-in of the day: BOT +1 SPX 100 (Weeklys) 29 AUG 22 4045 PUT @4.40 and closed-in SOLD -1 SPX 100 (Weeklys) 29 AUG 22 4040 PUT @4.60 CBOE

ILOVEOPTIONS
Azhar Pasha
Are we bullish for tomorrow gu...
I am neutral to bearish..... 2:59 PM

carl m
About +450 for the day, with no last minute fireworks. Decli dip back in .

IC would of expired with about 350 in profits give or take to

ILOVEOPTIONS

consolidating day.....

Paul H
Paul H
First closed-in of the day: B...
100% ITM nice winner 4:01 PM

Pinned message
Hi all, in order to ensure conversations in the SOS Trade Chat channel are not cluttere...

Additionally, everyone should have caught the bear spread by now.

Aron C
@al_losada - what is the SPX level you look to defend or roll out that 4205/4220 CCS position as today has been straight up green 10:03 AM

Man, you are early to the punch! 10:03 AM

Mason Robinson
Al Losada
The market opened at 4158.75 and went down after I placed my...
Oh ok, so this was in regards to those four minutes between the open and the 9:34 low of 4147.5. That makes sense, I missed those first 4 minutes so I was a little confused as it's only moved up from the 9:34... 10:03 AM

Yessir! 10:04 AM

Aron C
Al Losada
Man, you are early to the punch! 10:04 AM

I know, I need to learn patience... but I like to be prepared, I have to juggle lot of things in the day 10:04 AM

For 0 DTE you must be prepared during the first 10 mins or less or else you may miss the trade. Yesterday was a good example and today was a good example for the bull spread. 10:05 AM

Aron C
I know, I need to learn patience... but I like to be prepared, I hav...
Got it... I will looking at 10 points below the short strike but may be more patient since it is a low probability that the market closes above 4200 today. 10:08 AM

Aron C
Al Losada
Got it... I will looking at 10 points below the short strike but may...
thanks... I took the 4200/4215 position at 0.5 as I couldn't get over 0.5 for the 4205 setup.... I did add additional contracts at \$1.4 on that snike so my ave price is .95

Channels for Trade Alerts

Pinned message
Credit spreads capital requirements that I use: For every \$10k of margin I limit my po...

Potential Bull Credit Spread
Spread 1:
SELL -5 VERTICAL SPX 100 (Weeklys) 29 AUG 22 3960/3950 PUT @.60 LMT
Spread 2:
SELL -5 VERTICAL SPX 100 (Weeklys) 29 AUG 22 3965/3955 PUT @.70 LMT

Potential Iron Condor:
SELL -5 IRON CONDOR SPX 100 (Weeklys) 29 AUG 22 4090/4100/3965/3955 CALL/PUT @1.20 LMT

The potential trades above may or may not be taken by me since the pre-market may have moved before regular session. I post my trades shortly after the market opens. I look for premiums between .50 and .75. The lower risk premium spreads are listed as Spread 1 and the higher risk premium spreads are listed as Spread 2.

SOS 0 DTE Live Trades
STO -1 VERTICAL SPX 100 (Weeklys) 29 AUG 22 4085/4095 CALL @.50
89 IntegroBot, 9:32 AM

SOS 0 DTE Live Trades
STO -1 VERTICAL SPX 100 (Weeklys) 29 AUG 22 4085/4095 CALL @.50
88 IntegroBot, 9:33 AM

SOS 0 DTE Live Trades
STO -2 VERTICAL SPX 100 (Weeklys) 29 AUG 22 4085/4095 CALL @.50
87 IntegroBot, 9:34 AM

SOS 0 DTE Live Trades
STO -1 VERTICAL SPX 100 (Weeklys) 29 AUG 22 4085/4095 CALL @.50
87 IntegroBot, 9:35 AM

SOS 0 DTE Live Trades
STO -5 VERTICAL SPX 100 (Weeklys) 29 AUG 22 3965/3955 PUT @.55
87 IntegroBot, 9:36 AM

SOS 0 DTE Live Trades
All trades will expire worthless
61 Al Losada, 3:55 PM

SOS 0 DTE Live Trades
29 Aug 22 SPX 3965/3955 PUT 0.55 -5 0.55 \$272.01
29 Aug 22 SPX 4085/4095 CALL 0.50 -5 0.50 \$247.01
Daily Total Premium P/L 1.05 Total 2 Trade(s) Trade P/L \$519.02
Running Total Premium P/L 146.72 Total 842 Trade(s) Trade P/L \$9,373.47
51 IntegroBot, 5:10 PM

Pinned message
Credit spreads capital requirements that I use: For every \$10k of margin I limit my po...

SOS 7 DTE Live Trades
OPEN POSITION
The following positions are sorted by Expiration Date:

Trade 390-1: 2022-08-25
-1 SPX(Weekly) 29 AUG 22 4045/4030 PUT @1.20

Trade 383-3: 2022-08-19
-3 SPX(Weekly) 30 AUG 22 4125/4085 PUT @1.65 avg cost

Trade 381-2: 2022-08-18
-1 SPX(Weekly) 29 AUG 22 4130/4120 PUT @0.70

Trade 389: 2022-08-25
-2 SPX(Weekly) 30 AUG 22 4020/4010 PUT @0.80

Trade 391: 2022-08-26 From 0DTE roll
-5 SPX(Weekly) 30 AUG 22 4105/4080 PUT @0.95
76 Ken, 12:06 PM

SOS 7 DTE Live Trades
Rolling trade 381
74 Al Losada, 12:43 PM

SOS 7 DTE Live Trades
SELL -1 VERT ROLL SPX 100 (Weeklys) 31 AUG 22/29 AUG 22 4090/4075/4130/4120 PUT @.10 LMT
74 Al Losada, 12:43 PM

SOS 7 DTE Live Trades
Had to change the strikes
73 Al Losada, 12:47 PM

SOS 7 DTE Live Trades
Trade Date: 2022-08-29T16:46:55.000Z
Trade: STO -1 VERT ROLL SPX 100 (Weeklys) 31 AUG 22/29 AUG 22 4095/4080/4130/4120 PUT @.00
73 IntegroBot, 12:47 PM

SOS 7 DTE Live Trades
Rolling trade 390
72 Al Losada, 1:00 PM

SOS 7 DTE Live Trades
Trade Date: 2022-08-29T17:00:03.000Z
Trade: STO -1 VERT ROLL SPX 100 (Weeklys) 30 AUG 22/29 AUG 22 4030/4015/4045/4030 PUT @.30
74 IntegroBot, 1:00 PM

SOS 7 DTE Live Trades
OPEN POSITION
The following positions are sorted by Expiration Date:

Trade 390-2: 2022-08-25
-1 SPX(Weekly) 29 AUG 22 4045/4030 PUT @1.20

Pinned message
Credit spreads capital requirements that I use: For every \$10k of margin I limit my po...

Running Total Premium P/L 59.476 Total 236 Trade(s) Trade P/L \$57,359.81
87 IntegroBot, 5:10 PM

SOS Monthly Expiration Trades
Open Positions:

Trade 87: 2022-08-22
-1 SPX(AM) 16 SEP 22 3860/3850 PUT @0.85

Trade 67-5: 2021-12-28
-5 SPX(AM) 16 SEP 22 4380/4360 PUT @2.10

Trade 295-24, 296-18: 2022-01-04 -- Rolled From 7DTE
-10 SPX(AM) 16 SEP 22 4525/4460 PUT @-6.20

Trade 88: 2022-08-23 - BTO
+1 BUTTERFLY SPX(AM) 16 SEP 22 3845/3840/3825 PUT @-.80
110 Ken, edited 5:50 PM

August 25

SOS Monthly Expiration Trades
STO -2 VERTICAL SPX 100 21 OCT 22 AM 3670/3660 PUT @.85
117 IntegroBot, 9:54 AM

SOS Monthly Expiration Trades
Open Positions:

Trade 87: 2022-08-22
-1 SPX(AM) 16 SEP 22 3860/3850 PUT @0.85

Trade 67-5: 2021-12-28
-5 SPX(AM) 16 SEP 22 4380/4360 PUT @2.10

Trade 295-24, 296-18: 2022-01-04 -- Rolled From 7DTE
-10 SPX(AM) 16 SEP 22 4525/4460 PUT @-6.20

Trade 88: 2022-08-23 - BTO
+1 BUTTERFLY SPX(AM) 16 SEP 22 3845/3840/3825 PUT @-.80

Trade 89: 2022-08-25
-2 SPX(AM) 21 OCT 22 3670/3660 PUT @0.85
120 Ken, 10:13 AM

SOS Monthly Expiration Trades
21 OCT 22 SPX 3670/3660 PUT 0.850 -2 0.850 \$167.51
Daily Total Premium P/L 0.85 Total 1 Trade(s) Trade P/L \$167.51
Running Total Premium P/L 60.326 Total 237 Trade(s) Trade P/L \$57,527.32
147 IntegroBot, 5:10 PM



Marianne Hodne
Kjaervik

▶ **Trader Success Story**

Al Losada is a great trading mentor, and I've been a part of his program for over a year now. He is very very patient, and my favorite strategies that he teaches us are the 7dte and Monthly SPX spreads. I'm finally able to make some monthly income trading!



Bruce Gardner

▶ Trader Success Story


Terrific service ! I've achieved slightly better than a 94% win rate since I started tracking, with documented gains in the 5-figures for a 31% gain in my options trading account in only 5 months. The best part is the risk management and post-trade management, KEY to any options trading plan. The subscription is money well spent and I highly recommend Al's service!



Glyn Norman

▶ Trader Success Story

"I started on 4 months ago and currently at \$22,092 in profits (not counting commissions) unlike almost every other trading system, AI has 100% transparency with his trades. He freely shares his spreadsheets showing all trades going back more than a year. Where else can you find that?? Honesty, transparency, win-rate, ... unrivalled.



Dale Goldwater

▶ Trader Success Story

I have been trading strictly 0DTE and 7DTE since October. Started with \$3K, now up to \$31K. Yes I have had to roll. Sometimes to save a trade, sometimes to collect earnings, and keep a good trade going. Even with some losses, I get them back. I have learned a lot from this group. Thanks to AL and Ike, and some of the big name traders in this group.

► My Guarantee!

Subscribe for one month and lose money by following my trades, I will refund your subscription amount x 1.25!

Our Subscriptions

"Swing Trader"

~~\$59/M~~

Minimum Screen Time

\$39/M

Waitlist Special

- ✓ Monthly Expiration Alert
- ✓ Subscriber Trade Alerts
- ✓ 0 DTE Alert
- ✓ 7 DTE Alert
- ✓ Premium Trades
- ✓ Live Trade Rooms
- ✓ Futures Alert
- ✓ Traders Chat
- ✓ Traders Education Portal
- ✓ 125% Money Back Guarantee
- ✓ \$20 Monthly Rebate for Life

Get Started

"Day Trader"

~~\$99/M~~

Most Popular

\$79/Mo

Waitlist Special

- ✓ Monthly Expiration Alert
- ✓ Subscriber Trade Alerts
- ✓ 0 DTE Alert
- ✓ 7 DTE Alert
- ✓ Premium Trades
- ✓ Live Trade Rooms
- ✓ Futures Alert
- ✓ Traders Chat
- ✓ Traders Education Portal
- ✓ 125% Money Back Guarantee
- ✓ \$20 Monthly Rebate for Life

Get Started

"Full time Trader"

~~\$129/M~~

Includes Futures

\$109/M

Waitlist Special

- ✓ Monthly Expiration Alert
- ✓ Subscriber Trade Alerts
- ✓ 0 DTE Alert
- ✓ 7 DTE Alert
- ✓ Premium Trades
- ✓ Live Trade Rooms
- ✓ Futures Alert
- ✓ Traders Chat
- ✓ Traders Education Portal
- ✓ 125% Money Back Guarantee
- ✓ \$20 Monthly Rebate for Life

Get Started

► This is For You if...

- You want to learn a step by step process to gain income in a market that goes up and down
- You want to finally break the series of losses and account drains
- You want to earn consistent income that sets you apart from other traders



► What You Get and Have Access to...

- **\$20 off** when you subscribe by joining today
- A Professional Traders Chat group & Subscribers Trader Chat Group
- **Training and Education portal** filled with great content
- **Automated Signals** within seconds of a trade
- Trade entry fill price
- Price target after fill
- Access to our **free telegram channel** where place a few live trades per week
- **My Guarantee** that you will make money!!

WIN



Al Losada's

SOS Trade Alerts

Generate Consistent Income from Options Trading

[Join SOS Trade Alerts](#)

[Member Login](#)

Wow. This has been outstanding. I am very glad I purchased this. The guidance is realistic and not "pie in the sky" BS like many of the programs I have reviewed. The risk is real and I know how to manage it now with a plan and have confidence that my trading will be consistent.

Patrick Connors

I have subscribed to your alert since November 18 2020 and just wanna say I enjoyed it very much and I learned so much from your knowledge. Your adjustment strategy is GOLD. My 7 dte and monthly account DTE grew from my initial capital 5000 usd to 10,000 usd as of now and I thank you for that.

Yulius Widjaja